



SC Annual School Report Card Summary

Bridgewater Academy Charter
Horry

Grades: K-8

Enrollment: 148

Principal: Carol J. Merrill

Superintendent: Dr. Cynthia Elsberry

Board Chair: Will Garland

PERFORMANCE

Comprehensive detail, including definitions of ratings, performance criteria, and explanations of status, is available on www.ed.sc.gov and www.eoc.sc.gov as well as school and school district websites. Printed versions are available from school districts upon request.

YEAR	ABSOLUTE RATING	GROWTH RATING	PALMETTO GOLD/SILVER AWARD	AYP STATUS	NCLB IMPROVEMENT STATUS
2008	Below Average	Below Average	TBD	Not Met	N/A
2007	Average	At-Risk	Silver	Met	N/A
2006	Average	Average	Silver	Not Met	N/A

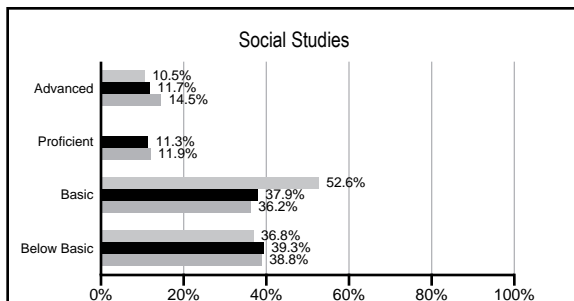
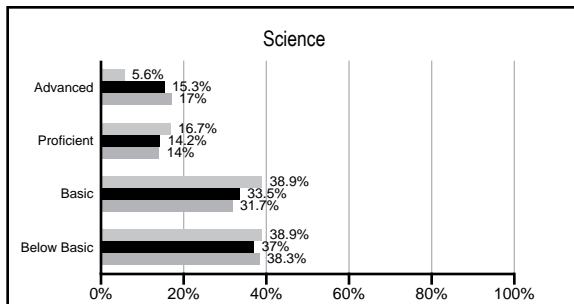
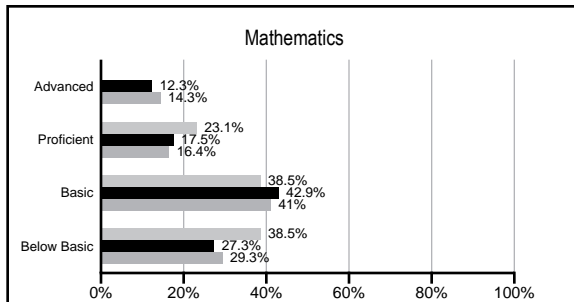
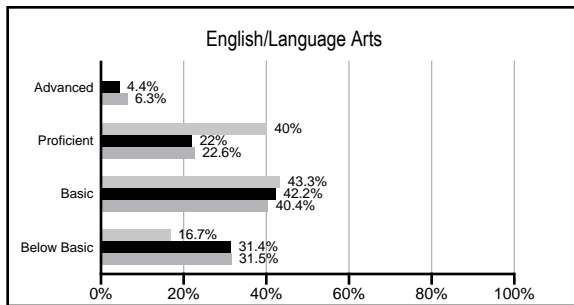
ABSOLUTE RATINGS OF MIDDLE SCHOOLS WITH STUDENTS LIKE OURS*

EXCELLENT	GOOD	AVERAGE	BELOW AVERAGE	AT-RISK
0	0	12	31	5

*Ratings are calculated with data available by 02/17/2009. Schools with Students like Ours are Middle Schools with poverty indices of no more than 5% above or below the index for this school.


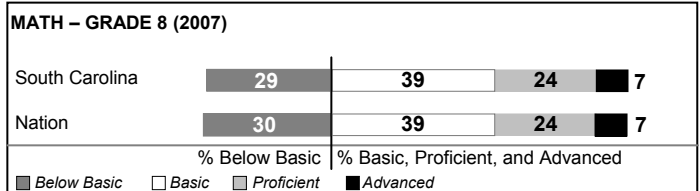
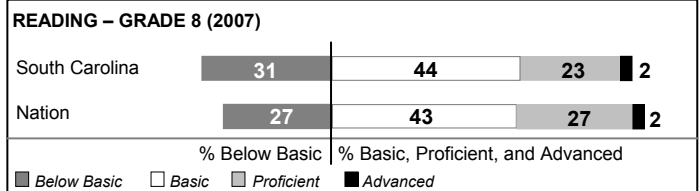
PACT PERFORMANCE

Our School Middle Schools with Students Like Ours Middle schools statewide



NAEP PERFORMANCE*

* Performance reported for SC and nation, data not available at school level. Percentages at NAEP Achievement Levels.



END OF COURSE TESTS - 2008

% of students scoring 70 or above on:	Our Middle School	Middle Schools with Students Like Ours
Algebra 1/Math for the Technologies 2	88.9%	96.7%
English 1	0%	94.6%
Physical Science	0%	76.9%
All Subjects	88.9%	95.5%

SC PERFORMANCE GOAL

2010 Goal:

By 2010, SC's student achievement will be ranked in the top half of the states nationally. To achieve this goal, we must become one of the fastest improving systems in the country.

2020 Goal: TBD

Abbreviations Key

N/A Not Applicable N/AV Not Available N/C Not Collected N/R Not Reported I/S Insufficient Sample TBD To be determined
 NI Newly Identified CSI Continuing School Improvement CA Corrective Action RP Plan to Restructure R Restructure DELAY School Improvement Status HOLD School Improvement Status

Bridgewater Academy Charter [Horry]

SCHOOL PROFILE

	Our School	Change from Last Year	Middle Schools with Students Like Ours	Median Middle School
Students (n=148)				
Students enrolled in high school credit courses (grades 7 & 8)	60.9%	Up from 51.5%	16.0%	19.4%
Retention rate	4.1%	Down from 6.1%	2.5%	1.8%
Attendance rate	97.5%	Up from 97.4%	95.7%	95.8%
Eligible for gifted and talented	11.8%	Up from 8.0%	12.5%	15.3%
With disabilities other than speech	11.5%	Up from 8.1%	14.2%	12.9%
Out-of-school suspensions or expulsions for violent &/or criminal offenses	0.0%	No Change	0.9%	0.7%
Annual dropout rate	0.0%	No Change	0.0%	0.0%
Teachers (n=15)				
Teachers with advanced degrees	N/A	N/A	54.3%	55.0%
Continuing contract teachers	N/A	N/A	70.0%	70.6%
Teachers with emergency or provisional certificates	N/A	N/A	6.5%	5.4%
Teachers returning from previous year	N/A	N/A	82.0%	83.4%
Teacher attendance rate	N/R	N/R	94.9%	94.9%
Average teacher salary	N/A	N/A	\$44,327	\$44,706
Classes not taught by highly qualified teachers	41.5%	Down from 65.1%	3.2%	2.9%
School				
Principal's years at school	5.0	Up from 4.0	2.0	3.0
Student-teacher ratio in core subjects	13.6 to 1	Down from 14.9 to 1	20.3 to 1	20.1 to 1
Prime instructional time	N/R	N/R	89.0%	89.3%
Opportunities in the arts	Good	No Change	Good	Good
SACS accreditation	No	No Change	Yes	Yes
Character development program	Below Average	Down from Good	Good	Good
Dollars spent per pupil*	\$6,466	Down 22.2%	\$6,939	\$7,097
Percent of expenditures for instruction*	56.0%	Up from 54.0%	65.0%	64.4%
Percent of expenditures for teacher salaries*	54.8%	Up from 53.1%	60.1%	59.4%
% of AYP objectives met	73.3%		61.9%	69.0%

* Prior year audited financial data available.

EVALUATION RESULTS

	Teachers	Students*	Parents*
Number of surveys returned	12	20	14
Percent satisfied with learning environment	100.0%	100.0%	100.0%
Percent satisfied with social and physical environment	100.0%	100.0%	85.7%
Percent satisfied with school-home relations	91.7%	100.0%	85.7%

*Only students at the highest middle school grade level at this school and their parents were included.

REPORT OF PRINCIPAL AND SCHOOL IMPROVEMENT COUNCIL

Bridgewater Academy is the first and only Charter School in Horry County. Our structured curriculum has always been academically challenging, giving students a strong foundation in the basics and building on skills. We give each child the opportunity to learn, accepting students from a diverse population with the promise that every child will show some growth and improvement each year. Our philosophy is to instill in the students the desire to learn and excel. We do whatever we have to, as educators, to help students achieve, including adding extra school hours and days, a high-content rigorous academic program, flexibility and an emphasis on personal responsibility for the students and accountability by teachers with a no short cuts and no excuses policy.

Bridgewater Academy continues to attain growth and improvement in all areas of the curriculum. Due to the numbers of students tested in certain areas of PACT, our scores can not be calculated to show this growth.

All parents attended a conference with their child's teacher following the California Achievement Tests.

We received recognition by the SC Education Oversight Committee for significantly improving the performance of students from differing economic, racial, and ethnic groups. BWA met 100 percent of its objectives for Adequate Yearly Progress as defined by No Child Left Behind.

Bridgewater Academy has a state of the art Technology Lab and program that all students K-8 participate in.

Our Drama Club put on the musical "Seussical" that was well attended.

Our school participated in the Christian League for sports this year. We had a coed soccer team and girls volleyball team in the fall, and a boys and girls basketball team in the winter that both finished in 2nd place.

Several students were inducted into the National Beta Club. We had students recognized as Junior Scholars. One student received the Governor's Citizenship Award. Our TSA students received 1st place overall out of 26 middle school chapters in SC. BWA has the only Technology chapter in Horry County.

BWA and Horry County have signed a five year contract enabling our school to continue serving students in Horry County with the District as our sponsor. We are privileged to have this opportunity. We thank our parents and students who have been supportive in this effort.

Carol J. Merrill, Principal

Comprehensive detail, including definitions of rating, performance criteria, and explanations of status, is available on www.ed.sc.gov and www.eoc.sc.gov as well as school and school district websites.

Printed versions are available from school districts upon request.

Abbreviations Key

N/A Not Applicable N/AV Not Available N/C Not Collected N/R Not Reported I/S Insufficient Sample TBD To be determined

NI Newly Identified CSI Continuing School Improvement CA Corrective Action RP Plan to Restructure R Restructure DELAY School Improvement Status HOLD School Improvement Status