



SC Annual School Report Card Summary

Aynor Middle
 Horry
 Grades: 6-8 Enrollment: 544
 Principal: Milton Frink
 Superintendent: Dr. Cynthia Elsberry
 Board Chair: Will Garland

PERFORMANCE

Comprehensive detail, including definitions of ratings, performance criteria, and explanations of status, is available on www.ed.sc.gov and www.eoc.sc.gov as well as school and school district websites. Printed versions are available from school districts upon request.

YEAR	ABSOLUTE RATING	GROWTH RATING	PALMETTO GOLD AND SILVER AWARD		AYP STATUS	NCLB IMPROVEMENT STATUS
			General Performance	Closing the Gap		
2009	Average	Average	TBD	TBD	Not Met	N/A
2008	Average	At-Risk	N/A	N/A	Not Met	N/A
2007	Average	At-Risk	N/A	N/A	Not Met	N/A

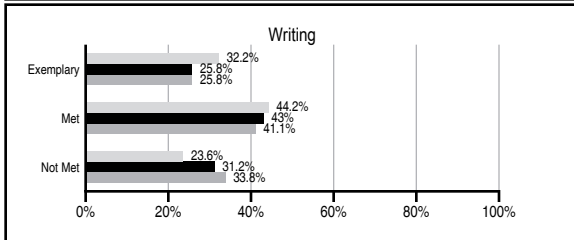
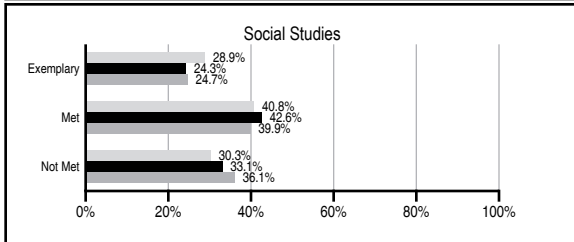
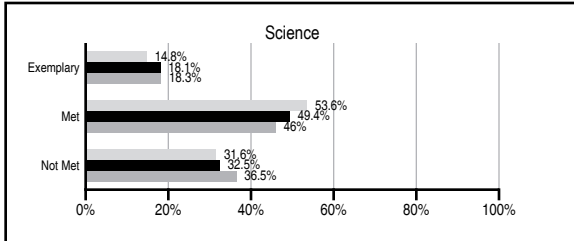
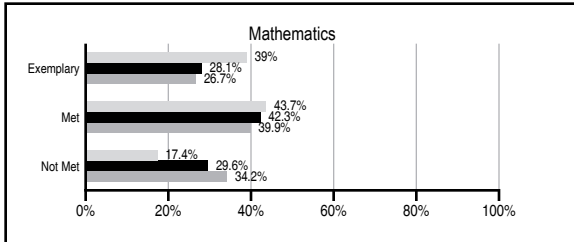
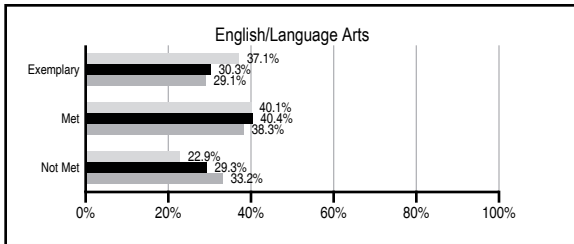
ABSOLUTE RATINGS OF MIDDLE SCHOOLS WITH STUDENTS LIKE OURS*

EXCELLENT	GOOD	AVERAGE	BELOW AVERAGE	AT-RISK
0	4	47	4	0

* Ratings are calculated with data available by 03/16/2010. Schools with Students Like Ours are Middle Schools with Poverty Indices of no more than 5% above or below the index for this school.



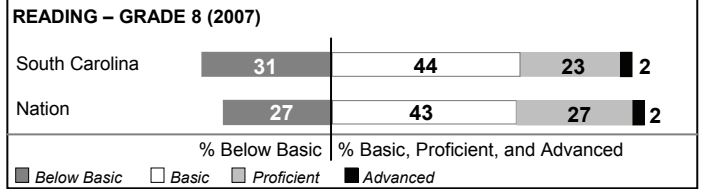
PASS PERFORMANCE

Our School Middle Schools with Students Like Ours Middle schools statewide



NAEP PERFORMANCE*

* Performance reported for SC and nation, data not available at school level. Percentages at NAEP Achievement Levels.



END OF COURSE TESTS - 2009

% of students scoring 70 or above on:	Our Middle School	Middle Schools with Students Like Ours
Algebra 1/Math for the Technologies 2	96.8%	96.6%
English 1	100.0%	94.8%
Physical Science	N/A	81.0%
US History and the Constitution	N/A	N/A
All Subjects	97.5%	96.0%

SC PERFORMANCE GOAL

2010 Goal:
 By 2010, SC's student achievement will be ranked in the top half of the states nationally. To achieve this goal, we must become one of the fastest improving systems in the country.

2020 Vision:
 By 2020 all students will graduate with the knowledge and skills necessary to compete successfully in the global economy, participate in a democratic society and contribute positively as members of families and communities.

Abbreviations Key

N/A Not Applicable N/AV Not Available N/C Not Collected N/R Not Reported I/S Insufficient Sample TBD To be determined
 NI Newly Identified CSI Continuing School Improvement CA Corrective Action RP Plan to Restructure R Restructure DELAY School Improvement Status HOLD School Improvement Status

Aynor Middle [Horry]

SCHOOL PROFILE

	Our School	Change from Last Year	Middle Schools with Students Like Ours	Median Middle School
Students (n=544)				
Students enrolled in high school credit courses (grades 7 & 8)	21.4%	Up from 15.2%	22.6%	21.6%
Retention rate	0.7%	Down from 1.5%	1.3%	1.2%
Attendance rate	95.9%	Down from 96.0%	95.9%	95.9%
Eligible for gifted and talented	31.6%	Up from 31.5%	17.1%	14.8%
With disabilities other than speech	15.5%	Up from 13.3%	14.1%	12.6%
Older than usual for grade	1.3%	Down from 1.9%	2.4%	2.5%
Out-of-school suspensions or expulsions for violent and/or criminal offenses	2.6%	Up from 2.2%	0.5%	0.6%
Annual dropout rate	0.0%	No Change	0.0%	0.0%
Teachers (n=35)				
Teachers with advanced degrees	65.7%	Up from 57.6%	58.1%	56.9%
Continuing contract teachers	85.7%	Up from 75.8%	76.7%	72.7%
Teachers with emergency or provisional certificates	2.9%	Down from 3.3%	3.5%	5.3%
Teachers returning from previous year	87.2%	Up from 85.2%	85.3%	82.9%
Teacher attendance rate	92.4%	Down from 94.7%	95.5%	95.2%
Average teacher salary*	\$52,622	Up 9.4%	\$47,274	\$46,599
Classes not taught by highly qualified teachers	2.1%	Down from 3.6%	0.6%	2.4%
Professional development days/teacher	18.3 days	Up from 12.5 days	11.8 days	10.8 days
School				
Principal's years at school	5.0	Up from 4.0	3.0	3.0
Student-teacher ratio in core subjects	21.3 to 1	Down from 25.6 to 1	21.1 to 1	20.1 to 1
Prime instructional time	86.5%	Down from 88.3%	90.0%	89.9%
Opportunities in the arts	Excellent	No Change	Good	Good
SACS accreditation	Yes	No Change	Yes	Yes
Parents attending conferences	97.5%	Up from 96.5%	97.2%	97.8%
Character development program	Good	No Change	Good	Good
Dollars spent per pupil**	\$8,877	Up 7.5%	\$7,364	\$7,645
Percent of expenditures for instruction**	59.7%	Down from 59.9%	63.1%	63.4%
Percent of expenditures for teacher salaries**	41.5%	Down from 55.9%	58.7%	57.0%
% of AYP objectives met	95.2%	Up from 76.2%	90.5%	90.5%

* Length of contract = 185+ days.

** Prior year audited financial data available.

REPORT OF PRINCIPAL AND SCHOOL IMPROVEMENT COUNCIL

Aynor Middle School is proud of the accomplishments that we have made during 2008-2009. We were named the only Green Power Solar School in Horry County. Teachers participated in more than 500 hours of professional development. We had one additional teacher to receive National Board Certification, and several others are pursuing this recognition. Students were engaged in numerous service projects in the community: teaching art to senior citizens; performing musical programs at the elementary schools; Hoops for Heart; and raising money and collecting supplies for the Humane Society. Our PTO continued to support our instruction by providing funds for teacher supplies and incentives and awards to encourage our students. Our staff continued to work hard to improve instruction by implementing high yield strategies and programs. Literacy First strategies are used across the curriculum in all subjects. Monitoring Independent Reading Practice (MIRP) was rescheduled for 25 minutes a day at the beginning of the school day. Enterprise Reading Model Grade 6 and Math 180 program grades 6-8 continued to enhance learning. The after-school tutorial program served students in social studies, science, ELA, and math. Student failures at the end of the year were reduced by more than one third. Positive Behavior Intervention Support helped reduce student referrals, suspensions, and absences. The data team met monthly to analyze all of our student data to make recommendations for improvement. Aynor Middle students continued to receive recognition and many different awards. Among these were as follows: one Johns Hopkins Scholar; 62 students made the Superintendent's Reading Honor Roll; 12 Junior Scholars, four accepted to Scholars Academy and five to Early College; Governor's Citizenship Award recipient; Horry County winner for State Geography Bee; one Duke TIP Scholar; 17 made All-County Chorus; and second place at the Disney World Chorus Music Festival. Although we feel our quality of instruction is high, we always strive for improvement. With the continued support of the community, district office, and AMS faculty and staff, we will become the best middle school in the state. Milton Frink, Principal; Robbie Taylor, School Improvement Council Chairperson

EVALUATION RESULTS

	Teachers	Students*	Parents*
Number of surveys returned	36	165	102
Percent satisfied with learning environment	86.1%	81.2%	83.2%
Percent satisfied with social and physical environment	100.0%	88.8%	81.0%
Percent satisfied with school-home relations	100.0%	88.8%	80.4%

*Only students at the highest middle school grade level at this school and their parents were included.

Comprehensive detail, including definitions of ratings, performance criteria, and explanations of status, is available on www.ed.sc.gov and www.eoc.sc.gov as well as school and school district websites.

Printed versions are available from school districts upon request.

Abbreviations Key

N/A Not Applicable N/AV Not Available N/C Not Collected N/R Not Reported I/S Insufficient Sample TBD To be determined

NI Newly Identified CSI Continuing School Improvement CA Corrective Action RP Plan to Restructure R Restructure DELAY School Improvement Status HOLD School Improvement Status