

# SC Annual School Report Card Summary

**Burgess Elementary**  
**Horry**  
**Grades: PK-5** Enrollment: 599  
**Principal: Donna Hooks**  
**Superintendent: Dr. Cynthia Elsberry**  
**Board Chair: Will Garland**

## PERFORMANCE

Comprehensive detail, including definitions of ratings, performance criteria, and explanations of status, is available on [www.ed.sc.gov](http://www.ed.sc.gov) and [www.eoc.sc.gov](http://www.eoc.sc.gov) as well as school and school district websites. Printed versions are available from school districts upon request.

YEAR	ABSOLUTE RATING	GROWTH RATING	PALMETTO GOLD AND SILVER AWARD		AYP STATUS	NCLB IMPROVEMENT STATUS
			General Performance	Closing the Gap		
2009	Excellent	Good	TBD	TBD	Met	N/A
2008	Good	Good	Silver	Silver	Not Met	N/A
2007	N/A	N/A	N/A	N/A	N/A	N/A

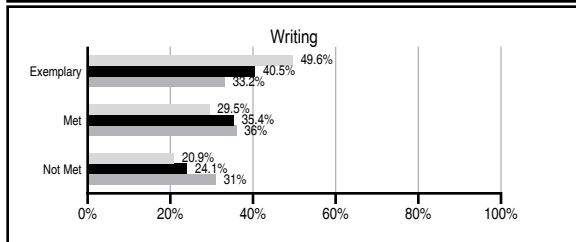
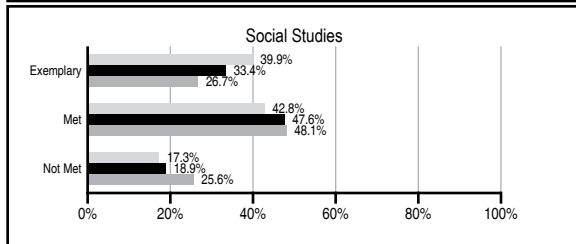
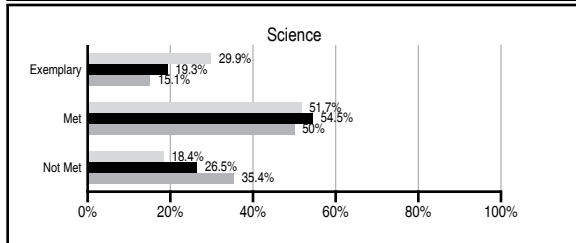
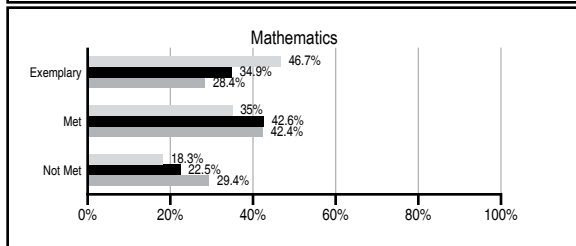
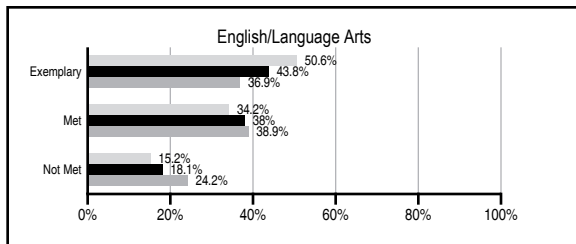
## ABSOLUTE RATINGS OF ELEMENTARY SCHOOLS WITH STUDENTS LIKE OURS\*

EXCELLENT	GOOD	AVERAGE	BELOW AVERAGE	AT-RISK
17	28	40	0	0

\* Ratings are calculated with data available by 03/12/2010. Schools with Students Like Ours are Elementary Schools with Poverty Indices of no more than 5% above or below the index for this school.




## PASS PERFORMANCE

Our School
  Elementary Schools with Students Like Ours
  Elementary schools statewide



## NAEP PERFORMANCE\*

\* Performance reported for SC and nation, data not available at school level. Percentages at NAEP Achievement Levels.



## SC PERFORMANCE GOAL

**2010 Goal:**  
 By 2010, SC's student achievement will be ranked in the top half of the states nationally. To achieve this goal, we must become one of the fastest improving systems in the country.

**2020 Vision:**  
 By 2020 all students will graduate with the knowledge and skills necessary to compete successfully in the global economy, participate in a democratic society and contribute positively as members of families and communities.

### Abbreviations Key

N/A Not Applicable N/AV Not Available N/C Not Collected N/R Not Reported I/S Insufficient Sample TBD To be determined

NI Newly Identified CSI Continuing School Improvement CA Corrective Action RP Plan to Restructure R Restructure DELAY School Improvement Status HOLD School Improvement Status

# Burgess Elementary [Horry]

## SCHOOL PROFILE

	Our School	Change from Last Year	Elementary Schools with Students Like Ours	Median Elementary School
<b>Students (n=599)</b>				
Retention rate	1.5%	Up from 1.0%	1.8%	1.9%
Attendance rate	96.3%	Up from 95.8%	96.3%	96.3%
Eligible for gifted and talented	20.1%	Down from 24.4%	14.1%	10.0%
With disabilities other than speech	10.8%	Up from 9.9%	7.4%	7.7%
Older than usual for grade	0.4%	Down from 0.5%	0.3%	0.5%
Out-of-school suspensions or expulsions for violent and/or criminal offenses	0.0%	Down from 0.2%	0.0%	0.0%
<b>Teachers (n=44)</b>				
Teachers with advanced degrees	52.3%	Up from 39.5%	60.4%	59.4%
Continuing contract teachers	77.3%	Up from 68.4%	81.8%	80.0%
Teachers with emergency or provisional certificates	0.0%	No Change	0.0%	0.0%
Teachers returning from previous year	N/A	N/A	88.5%	85.9%
Teacher attendance rate	95.0%	No Change	95.2%	95.1%
Average teacher salary*	\$43,808	Up 6.0%	\$47,669	\$47,149
Classes not taught by highly qualified teachers	0.0%	Down from 4.2%	0.0%	0.0%
Professional development days/teacher	21.8 days	Up from 20.6 days	11.4 days	11.1 days
<b>School</b>				
Principal's years at school	1.0	Up from 0.0	5.0	4.0
Student-teacher ratio in core subjects	21.3 to 1	Up from 20.8 to 1	19.1 to 1	18.8 to 1
Prime instructional time	88.9%	Up from 88.3%	90.4%	90.4%
Opportunities in the arts	Good	No Change	Good	Good
SACS accreditation	Yes	No Change	Yes	Yes
Parents attending conferences	100.0%	No Change	100.0%	100.0%
Character development program	Good	No Change	Excellent	Excellent
Dollars spent per pupil**	\$7,585	N/A	\$6,972	\$7,458
Percent of expenditures for instruction**	68.9%	N/A	69.1%	68.8%
Percent of expenditures for teacher salaries**	49.1%	N/A	63.0%	63.2%
% of AYP objectives met	100.0%	Up from 88.2%	100.0%	100.0%

\* Length of contract = 185+ days.

\*\* Prior year audited financial data available.

## REPORT OF PRINCIPAL AND SCHOOL IMPROVEMENT COUNCIL

What a wonderful year it was for the students, parents, faculty, and staff of Burgess Elementary. We were awarded a Palmetto Silver Award for Outstanding Student Academic Performance and a Palmetto Silver Award for Excellent Results in Closing the Achievement Gap. Cindy Dawsey, our Teacher of the Year, was a top five finalist for the District's Teacher of the Year. We strive daily to move each student to higher levels of learning. With our use of MAP testing, we studied strengths and weaknesses of each child and charted individual courses of success. In addition, we monitored our primary children's reading levels through the Diagnostic Reading Assessment. Combined with daily progress, teacher observation, and student work, we made decisions as how to best meet our students' needs. We also focused on science and social studies standards and monitored student success through the Scholars Tests. Civic, personal, and social responsibilities are also priorities we taught through classroom guidance lessons and a weekly Life Skills focus. Each grade level participated in service learning opportunities such as Pennies for Sea Turtles and Care Boxes for Troops. We were awarded an \$8000 grant from Wal-Mart to establish a rain garden. We were the division winner for recycling in the Talkin' Trash program. Our school participated in the a canned food drive, Family Fun Run, March of Dimes' March for Babies, and Jump Rope for Heart. After-school has Drama, Art, Walking, Archery, and Basketball Clubs. Singing Sea Turtles were established to encourage extracurricular activities and stimulate student interest. The success of any school requires the support of an active PTO, faithful volunteers, generous business partners, and involved parents. This year's PTO sponsored Open House and Family Fun Night and raised funds to purchase additional supplies and materials for our school. Our volunteers served as mentors and tutors, chaperoned study trips, and worked during field day events and other school-wide activities. Our business partners supplied student and staff incentives. Burgess Elementary School ... simply the BEST! Donna Hooks, Principal; Mark Mitchell, School Improvement Council Chairperson

## EVALUATION RESULTS

	Teachers	Students*	Parents*
Number of surveys returned	33	84	53
Percent satisfied with learning environment	97.0%	94.0%	90.4%
Percent satisfied with social and physical environment	100.0%	86.9%	94.3%
Percent satisfied with school-home relations	100.0%	94.0%	79.2%

\*Only students at the highest elementary school grade level at this school and their parents were included.

Comprehensive detail, including definitions of ratings, performance criteria, and explanations of status, is available on [www.ed.sc.gov](http://www.ed.sc.gov) and [www.eoc.sc.gov](http://www.eoc.sc.gov) as well as school and school district websites.

Printed versions are available from school districts upon request.

### Abbreviations Key

N/A Not Applicable N/AV Not Available N/C Not Collected N/R Not Reported I/S Insufficient Sample TBD To be determined  
 NI Newly Identified CSI Continuing School Improvement CA Corrective Action RP Plan to Restructure R Restructure DELAY School Improvement Status HOLD School Improvement Status