



SC Annual School Report Card Summary

Bridgewater Academy Charter
Horry
Grades: K-8 Enrollment: 146
Principal: Carol J. Merrill
Superintendent: Dr. Cynthia Elsberry
Board Chair: Will Garland

PERFORMANCE

Comprehensive detail, including definitions of ratings, performance criteria, and explanations of status, is available on www.ed.sc.gov and www.eoc.sc.gov as well as school and school district websites. Printed versions are available from school districts upon request.

YEAR	ABSOLUTE RATING	GROWTH RATING	PALMETTO GOLD AND SILVER AWARD		AYP STATUS	NCLB IMPROVEMENT STATUS
			General Performance	Closing the Gap		
2009	Below Average	Average	TBD	TBD	Not Met	N/A
2008	Below Average	Below Average	N/A	N/A	Not Met	N/A
2007	Average	At-Risk	N/A	N/A	Met	N/A

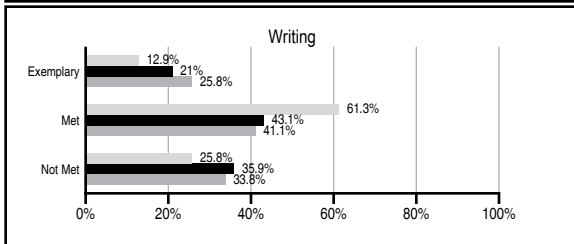
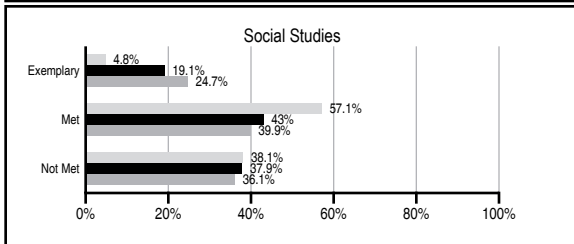
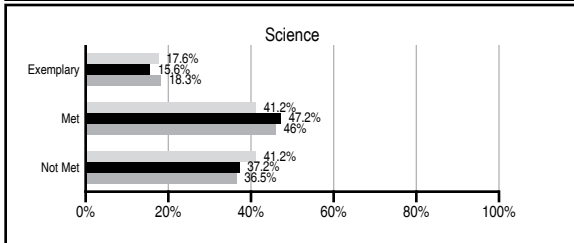
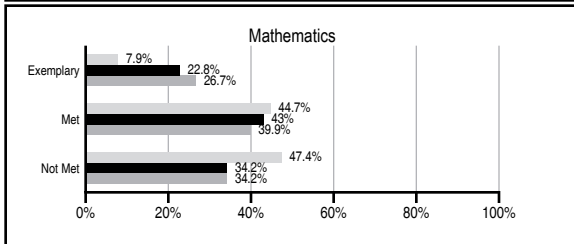
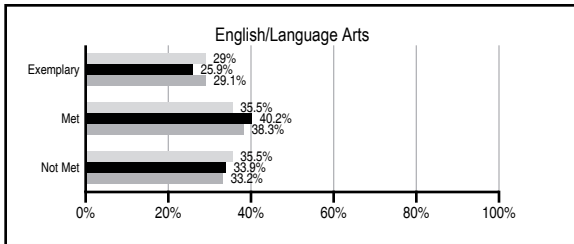
ABSOLUTE RATINGS OF MIDDLE SCHOOLS WITH STUDENTS LIKE OURS*

EXCELLENT	GOOD	AVERAGE	BELOW AVERAGE	AT-RISK
0	2	33	9	0

* Ratings are calculated with data available by 03/16/2010. Schools with Students Like Ours are Middle Schools with Poverty Indices of no more than 5% above or below the index for this school.

PASS PERFORMANCE


Our School
 Middle Schools with Students Like Ours
 Middle schools statewide




NAEP PERFORMANCE*

* Performance reported for SC and nation, data not available at school level. Percentages at NAEP Achievement Levels.


READING – GRADE 8 (2007)



MATH – GRADE 8 (2007)



SCIENCE – GRADE 8 (2005)



END OF COURSE TESTS - 2009

% of students scoring 70 or above on:	Our Middle School	Middle Schools with Students Like Ours
Algebra 1/Math for the Technologies 2	100.0%	95.0%
English 1	N/A	93.9%
Physical Science	N/A	94.8%
US History and the Constitution	N/A	N/A
All Subjects	100.0%	94.5%

SC PERFORMANCE GOAL

2010 Goal:

By 2010, SC's student achievement will be ranked in the top half of the states nationally. To achieve this goal, we must become one of the fastest improving systems in the country.

2020 Vision:

By 2020 all students will graduate with the knowledge and skills necessary to compete successfully in the global economy, participate in a democratic society and contribute positively as members of families and communities.

Abbreviations Key

N/A Not Applicable N/AV Not Available N/C Not Collected N/R Not Reported I/S Insufficient Sample TBD To be determined
 NI Newly Identified CSI Continuing School Improvement CA Corrective Action RP Plan to Restructure R Restructure DELAY School Improvement Status HOLD School Improvement Status

Bridgewater Academy Charter [Horry]

SCHOOL PROFILE

	Our School	Change from Last Year	Middle Schools with Students Like Ours	Median Middle School
Students (n=146)				
Students enrolled in high school credit courses (grades 7 & 8)	54.5%	Down from 60.9%	18.3%	21.6%
Retention rate	4.5%	Up from 4.1%	1.6%	1.2%
Attendance rate	96.2%	Down from 97.5%	95.5%	95.9%
Eligible for gifted and talented	8.6%	Down from 11.8%	14.3%	14.8%
With disabilities other than speech	15.4%	Up from 11.5%	13.6%	12.6%
Older than usual for grade	3.1%	Up from 1.5%	3.5%	2.5%
Out-of-school suspensions or expulsions for violent and/or criminal offenses	0.7%	Up from 0.0%	1.0%	0.6%
Annual dropout rate	0.0%	No Change	0.0%	0.0%
Teachers (n=15)				
Teachers with advanced degrees	N/A	N/A	55.6%	56.9%
Continuing contract teachers	N/A	N/A	71.8%	72.7%
Teachers with emergency or provisional certificates	N/A	N/A	4.8%	5.3%
Teachers returning from previous year	N/A	N/A	80.5%	82.9%
Teacher attendance rate	N/R	N/R	95.3%	95.2%
Average teacher salary*	N/A	N/A	\$45,812	\$46,599
Classes not taught by highly qualified teachers	46.3%	Up from 41.5%	3.0%	2.4%
Professional development days/teacher	10.0 days	Down from 11.4 days	10.8 days	10.8 days
School				
Principal's years at school	6.0	Up from 5.0	3.0	3.0
Student-teacher ratio in core subjects	13.8 to 1	Up from 13.6 to 1	19.8 to 1	20.1 to 1
Prime instructional time	N/R	N/R	90.1%	89.9%
Opportunities in the arts	Good	No Change	Good	Good
SACS accreditation	No	No Change	Yes	Yes
Parents attending conferences	100.0%	Up from 65.7%	98.1%	97.8%
Character development program	Average	Up from Below Average	Good	Good
Dollars spent per pupil**	\$7,433	Up 15.0%	\$7,730	\$7,645
Percent of expenditures for instruction**	58.0%	Up from 56.0%	64.0%	63.4%
Percent of expenditures for teacher salaries**	56.4%	Up from 54.8%	56.6%	57.0%
% of AYP objectives met	92.3%	Up from 73.3%	90.5%	90.5%

* Length of contract = 185+ days.

** Prior year audited financial data available.

EVALUATION RESULTS

	Teachers	Students*	Parents*
Number of surveys returned	12	22	16
Percent satisfied with learning environment	83.3%	95.5%	93.8%
Percent satisfied with social and physical environment	91.7%	86.4%	86.7%
Percent satisfied with school-home relations	100.0%	90.9%	100.0%

*Only students at the highest middle school grade level at this school and their parents were included.

REPORT OF PRINCIPAL AND SCHOOL IMPROVEMENT COUNCIL

Bridgewater Academy is the first and only Charter School in Horry County. Our structured curriculum has always been academically challenging, giving students a strong foundation in the basics and building on skills. We give each child the opportunity to learn, accepting students from a diverse population with the promise that every child will show some growth and improvement each year. Our philosophy is to instill in the students the desire to learn and excel. We do whatever we have to, as educators, to help students achieve, including adding extra school hours and days, a high-content rigorous academic program, flexibility, an emphasis on personal responsibility for the students, and accountability by teachers with no short cuts and no excuses policy. Bridgewater Academy continues to attain growth and improvement in all areas of the curriculum. Due to the numbers of students tested in certain areas of PASS, our scores cannot be calculated to show this growth. All parents attended a conference with their child's teacher, and following the California Achievement Tests, we received recognition by the SC Education Oversight Committee for significantly improving the performance of students from differing economic, racial, and ethnic groups. BWA met 100 percent of its objectives for Adequate Yearly Progress as defined by No Child Left Behind. Bridgewater Academy has a state of the art Technology Lab and Program that all students K-8 participate in. We have a TSA Club for students interested in Technology. They competed in the Science and Technology Day at South Carolina State University. There were three winners in the CO2 Dragster Car Competition and won monies totaling \$900.00. Our Drama Club put on the musical Annie this school year that was well attended. This activity gives students the opportunity for exposure in the Arts, and several of our graduates have gone on to major in Theater due to this experience. Our school participated in the Christian League for sports this year. We had a coed soccer team and girls volleyball team in the fall and boys and girls basketball teams in the winter. Although no titles were won this year, students learned the importance of team play. Several students were inducted into the National Beta Club. Students earned Service Credits by organizing and running the Shoe Box for Kids overseas at Christmas, volunteering for the Special Olympics in the spring, and the school wide recycling project that took place during the school year. One student received the Governor's Citizenship Award. BWA and Horry County have signed a five year contract enabling our school to continue serving students in Horry County with the district as our sponsor. We are privileged to have this opportunity. We thank our parents and students who have been supportive in this effort. Carol J. Merrill, Principal

Comprehensive detail, including definitions of ratings, performance criteria, and explanations of status, is available on www.ed.sc.gov and www.eoc.sc.gov as well as school and school district websites.

Printed versions are available from school districts upon request.

Abbreviations Key

N/A Not Applicable N/AV Not Available N/C Not Collected N/R Not Reported I/S Insufficient Sample TBD To be determined

NI Newly Identified CSI Continuing School Improvement CA Corrective Action RP Plan to Restructure R Restructure DELAY School Improvement Status HOLD School Improvement Status