



# SC Annual School Report Card Summary

Carolina Forest Elementary  
 Horry  
 Grades: PK-5 Enrollment: 947  
 Principal: Melissa Spearman  
 Superintendent: Dr. Cynthia Elsberry  
 Board Chair: Will Garland

## PERFORMANCE

Comprehensive detail, including definitions of ratings, performance criteria, and explanations of status, is available on [www.ed.sc.gov](http://www.ed.sc.gov) and [www.eoc.sc.gov](http://www.eoc.sc.gov) as well as school and school district websites. Printed versions are available from school districts upon request.

YEAR	ABSOLUTE RATING	GROWTH RATING	PALMETTO GOLD AND SILVER AWARD		AYP STATUS	NCLB IMPROVEMENT STATUS
			General Performance	Closing the Gap		
2009	Excellent	Good	TBD	TBD	Met	N/A
2008	Good	Below Average	N/A	Silver	Not Met	N/A
2007	Good	Below Average	N/A	N/A	Met	N/A

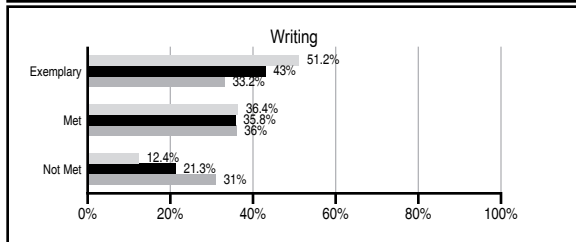
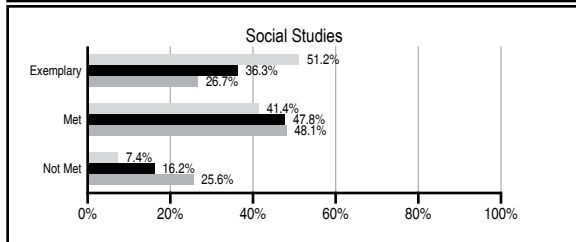
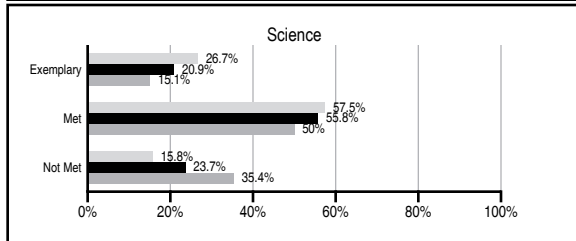
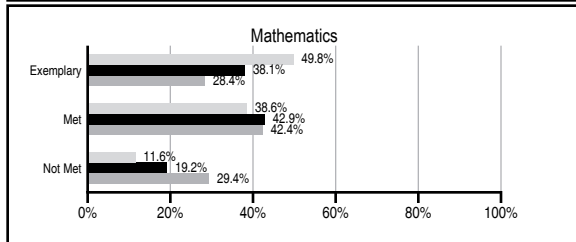
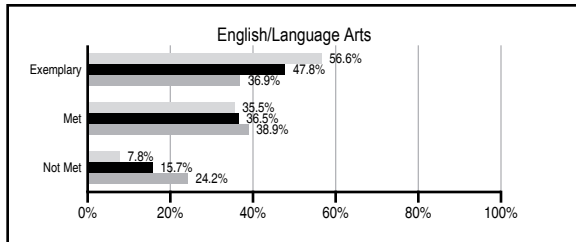
## ABSOLUTE RATINGS OF ELEMENTARY SCHOOLS WITH STUDENTS LIKE OURS\*

EXCELLENT	GOOD	AVERAGE	BELOW AVERAGE	AT-RISK
21	30	17	0	0

\* Ratings are calculated with data available by 03/12/2010. Schools with Students Like Ours are Elementary Schools with Poverty Indices of no more than 5% above or below the index for this school.




## PASS PERFORMANCE

Our School
  Elementary Schools with Students Like Ours
  Elementary schools statewide



## NAEP PERFORMANCE\*

\* Performance reported for SC and nation, data not available at school level. Percentages at NAEP Achievement Levels.



## SC PERFORMANCE GOAL

**2010 Goal:**  
 By 2010, SC's student achievement will be ranked in the top half of the states nationally. To achieve this goal, we must become one of the fastest improving systems in the country.

**2020 Vision:**  
 By 2020 all students will graduate with the knowledge and skills necessary to compete successfully in the global economy, participate in a democratic society and contribute positively as members of families and communities.

### Abbreviations Key

N/A Not Applicable N/AV Not Available N/C Not Collected N/R Not Reported I/S Insufficient Sample TBD To be determined

NI Newly Identified CSI Continuing School Improvement CA Corrective Action RP Plan to Restructure R Restructure DELAY School Improvement Status HOLD School Improvement Status

# Carolina Forest Elementary [Horry]

## SCHOOL PROFILE

	Our School	Change from Last Year	Elementary Schools with Students Like Ours	Median Elementary School
<b>Students (n=947)</b>				
Retention rate	1.4%	Down from 1.7%	1.4%	1.9%
Attendance rate	96.1%	Down from 96.3%	96.6%	96.3%
Eligible for gifted and talented	23.6%	Down from 24.4%	16.9%	10.0%
With disabilities other than speech	5.2%	Down from 6.0%	6.7%	7.7%
Older than usual for grade	0.3%	Down from 0.5%	0.3%	0.5%
Out-of-school suspensions or expulsions for violent and/or criminal offenses	0.2%	Up from 0.1%	0.0%	0.0%
<b>Teachers (n=61)</b>				
Teachers with advanced degrees	60.7%	Up from 53.3%	61.1%	59.4%
Continuing contract teachers	72.1%	Up from 63.3%	83.8%	80.0%
Teachers with emergency or provisional certificates	0.0%	Down from 2.2%	0.0%	0.0%
Teachers returning from previous year	79.7%	Up from 77.9%	86.0%	85.9%
Teacher attendance rate	95.1%	Down from 96.0%	95.1%	95.1%
Average teacher salary*	\$49,571	Up 5.0%	\$48,430	\$47,149
Classes not taught by highly qualified teachers	0.0%	Down from 2.1%	0.0%	0.0%
Professional development days/teacher	19.9 days	Down from 21.0 days	10.9 days	11.1 days
<b>School</b>				
Principal's years at school	5.0	Up from 4.0	4.0	4.0
Student-teacher ratio in core subjects	19.7 to 1	Down from 20.1 to 1	19.6 to 1	18.8 to 1
Prime instructional time	89.1%	Down from 90.9%	90.6%	90.4%
Opportunities in the arts	Good	No Change	Good	Good
SACS accreditation	Yes	No Change	Yes	Yes
Parents attending conferences	99.6%	Down from 100.0%	100.0%	100.0%
Character development program	Excellent	No Change	Excellent	Excellent
Dollars spent per pupil**	\$7,744	Up 11.7%	\$6,668	\$7,458
Percent of expenditures for instruction**	67.6%	Up from 66.1%	70.3%	68.8%
Percent of expenditures for teacher salaries**	47.9%	Down from 61.2%	63.6%	63.2%
% of AYP objectives met	100.0%	Up from 90.5%	100.0%	100.0%

\* Length of contract = 185+ days.

\*\* Prior year audited financial data available.

## REPORT OF PRINCIPAL AND SCHOOL IMPROVEMENT COUNCIL

The 2008-2009 school year was another successful year at Carolina Forest Elementary School. Our school was awarded a Silver award from the South Carolina Department of Education for closing the achievement gaps for our students. Many of our students exceeded the performance goals set forth by Horry County Schools. Celebrations were held to recognize the students' achievements in academics, attendance, and character development. Our teachers and support staff were also successful. We continued to make progress towards our performance goals included in our strategic plan. Our staff participated in professional development focusing on instructional strategies to improve student achievement in reading and mathematics. A computer assessment program was again utilized to help improve instruction and measure student progress. Teachers collaborated as grade levels and across grade levels to plan standards-based instruction. Many teachers participated in graduate coursework to advance their degrees. April Zeltwanger was selected as Teacher of the Year for our school. The hard work and dedication of our parents and volunteers, as well as our outstanding community support, enhanced the mission of the school. Proceeds from our annual Founder's Day celebration were used to purchase SMART Boards for classroom instruction, technology resources, and literacy materials. A record number of volunteers worked to support our instructional programs. During the 2009-2010 school year, we will work with our parents, community members, and the School Improvement Council to provide opportunities for our students to excel academically and participate in extracurricular activities. We look forward to another great year as we continue to meet the needs of all children. Melissa Spearman, Principal; Terri Custer, School Improvement Council

## EVALUATION RESULTS

	Teachers	Students*	Parents*
Number of surveys returned	53	117	110
Percent satisfied with learning environment	94.3%	90.6%	91.8%
Percent satisfied with social and physical environment	98.1%	79.5%	84.3%
Percent satisfied with school-home relations	96.2%	89.7%	87.0%

\*Only students at the highest elementary school grade level at this school and their parents were included.

Comprehensive detail, including definitions of ratings, performance criteria, and explanations of status, is available on [www.ed.sc.gov](http://www.ed.sc.gov) and [www.eoc.sc.gov](http://www.eoc.sc.gov) as well as school and school district websites.

Printed versions are available from school districts upon request.

### Abbreviations Key

N/A Not Applicable N/AV Not Available N/C Not Collected N/R Not Reported I/S Insufficient Sample TBD To be determined  
 NI Newly Identified CSI Continuing School Improvement CA Corrective Action RP Plan to Restructure R Restructure DELAY School Improvement Status HOLD School Improvement Status