



# SC Annual School Report Card Summary

Conway Middle  
 Horry  
 Grades: 6-8 Enrollment: 629  
 Principal: Mary Clark  
 Superintendent: Dr. Cynthia Elsberry  
 Board Chair: Will Garland

## PERFORMANCE

Comprehensive detail, including definitions of ratings, performance criteria, and explanations of status, is available on [www.ed.sc.gov](http://www.ed.sc.gov) and [www.eoc.sc.gov](http://www.eoc.sc.gov) as well as school and school district websites. Printed versions are available from school districts upon request.

YEAR	ABSOLUTE RATING	GROWTH RATING	PALMETTO GOLD AND SILVER AWARD		AYP STATUS	NCLB IMPROVEMENT STATUS
			General Performance	Closing the Gap		
2009	Average	Below Average	TBD	TBD	Not Met	N/A
2008	Below Average	At-Risk	N/A	N/A	Not Met	N/A
2007	Below Average	At-Risk	N/A	N/A	Not Met	N/A

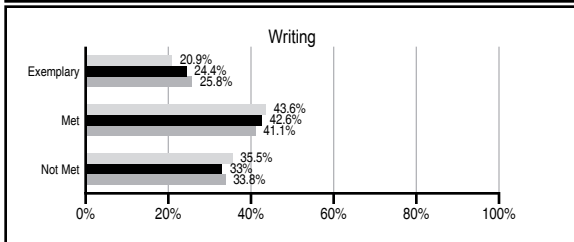
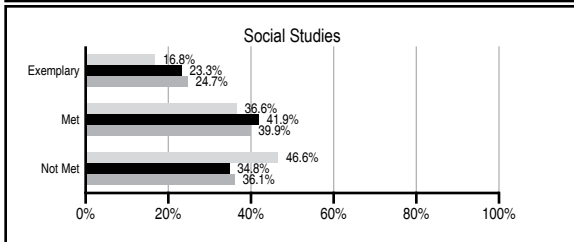
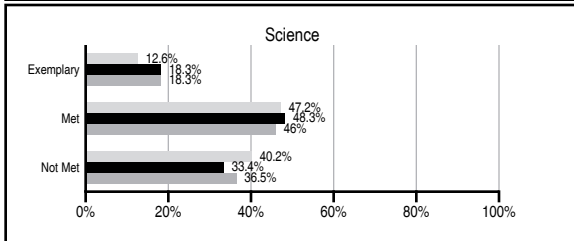
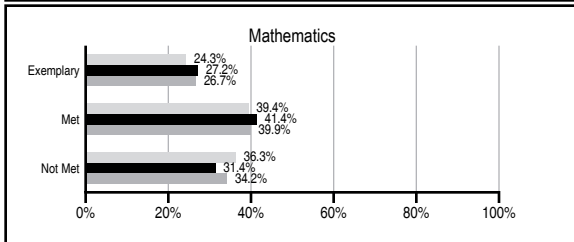
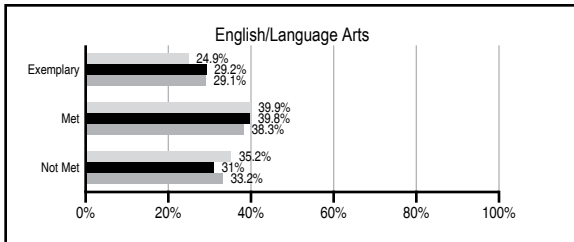
## ABSOLUTE RATINGS OF MIDDLE SCHOOLS WITH STUDENTS LIKE OURS\*

EXCELLENT	GOOD	AVERAGE	BELOW AVERAGE	AT-RISK
0	3	46	4	0

\* Ratings are calculated with data available by 03/16/2010. Schools with Students Like Ours are Middle Schools with Poverty Indices of no more than 5% above or below the index for this school.



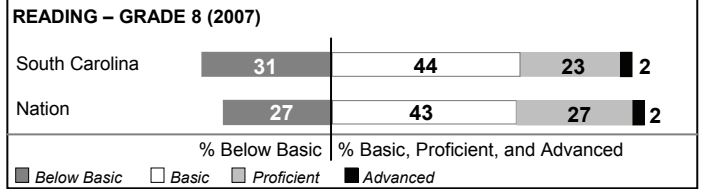
## PASS PERFORMANCE

Our School Middle Schools with Students Like Ours Middle schools statewide



## NAEP PERFORMANCE\*

\* Performance reported for SC and nation, data not available at school level. Percentages at NAEP Achievement Levels.



## END OF COURSE TESTS - 2009

% of students scoring 70 or above on:	Our Middle School	Middle Schools with Students Like Ours
Algebra 1/Math for the Technologies 2	96.7%	97.1%
English 1	100.0%	94.7%
Physical Science	N/A	76.5%
US History and the Constitution	N/A	N/A
All Subjects	97.4%	96.6%

## SC PERFORMANCE GOAL

**2010 Goal:**  
 By 2010, SC's student achievement will be ranked in the top half of the states nationally. To achieve this goal, we must become one of the fastest improving systems in the country.

**2020 Vision:**  
 By 2020 all students will graduate with the knowledge and skills necessary to compete successfully in the global economy, participate in a democratic society and contribute positively as members of families and communities.

### Abbreviations Key

N/A Not Applicable N/AV Not Available N/C Not Collected N/R Not Reported I/S Insufficient Sample TBD To be determined  
 NI Newly Identified CSI Continuing School Improvement CA Corrective Action RP Plan to Restructure R Restructure DELAY School Improvement Status HOLD School Improvement Status

# Conway Middle [Horry]

## SCHOOL PROFILE

	Our School	Change from Last Year	Middle Schools with Students Like Ours	Median Middle School
<b>Students (n=629)</b>				
Students enrolled in high school credit courses (grades 7 & 8)	27.1%	Down from 45.3%	21.6%	21.6%
Retention rate	0.5%	Down from 0.9%	1.4%	1.2%
Attendance rate	95.7%	Down from 98.9%	95.7%	95.9%
Eligible for gifted and talented	20.6%	Down from 21.2%	15.7%	14.8%
With disabilities other than speech	15.2%	Down from 15.6%	14.1%	12.6%
Older than usual for grade	1.3%	Down from 1.4%	2.4%	2.5%
Out-of-school suspensions or expulsions for violent and/or criminal offenses	2.7%	Down from 3.5%	0.4%	0.6%
Annual dropout rate	0.0%	No Change	0.0%	0.0%
<b>Teachers (n=44)</b>				
Teachers with advanced degrees	50.0%	Down from 52.5%	55.6%	56.9%
Continuing contract teachers	68.2%	Up from 65.0%	76.7%	72.7%
Teachers with emergency or provisional certificates	5.6%	Up from 3.1%	3.6%	5.3%
Teachers returning from previous year	82.9%	Down from 87.3%	84.4%	82.9%
Teacher attendance rate	94.4%	Up from 94.2%	95.4%	95.2%
Average teacher salary*	\$49,932	Up 1.7%	\$46,636	\$46,599
Classes not taught by highly qualified teachers	12.7%	Up from 6.2%	0.9%	2.4%
Professional development days/teacher	18.0 days	Up from 14.5 days	11.1 days	10.8 days
<b>School</b>				
Principal's years at school	3.0	Up from 2.0	4.0	3.0
Student-teacher ratio in core subjects	22.6 to 1	Down from 22.9 to 1	20.7 to 1	20.1 to 1
Prime instructional time	88.7%	Down from 91.1%	90.0%	89.9%
Opportunities in the arts	Good	Down from Excellent	Good	Good
SACS accreditation	Yes	No Change	Yes	Yes
Parents attending conferences	95.1%	Up from 91.9%	97.6%	97.8%
Character development program	Good	No Change	Good	Good
Dollars spent per pupil**	\$8,199	Up 2.5%	\$7,599	\$7,645
Percent of expenditures for instruction**	63.0%	Down from 63.7%	63.9%	63.4%
Percent of expenditures for teacher salaries**	45.3%	Down from 59.4%	59.0%	57.0%
% of AYP objectives met	90.5%	Up from 66.7%	90.5%	90.5%

\* Length of contract = 185+ days.

\*\* Prior year audited financial data available.

## REPORT OF PRINCIPAL AND SCHOOL IMPROVEMENT COUNCIL

Conway Middle School achieved a number of successes during 2008-09. A few of the many accomplishments are as follows: 21 students were Junior Scholars; two students were Duke Tip Scholars; 13 students were Explore Scholars; 10 students made All-County Chorus; one student was selected for All-County Orchestra; 10 students participated in the Summer Arts Program at Coastal Carolina University; one student attended S.C. Governor's School Residential Program for Music; one student represented our school at the State Geography Bee; one student received the Governor's Citizenship Award; two students participated in the S. C. Young Writers' Conference; our chorus, Builders Club, and Beta Club raised over \$1200 for the March of Dimes; all 7th graders participated in service learning by hosting a blood drive where their goal for the number of donors was exceeded; and one teacher received "The Sun News Educational Foundation Most Influential Teacher" Award. While we had a number of successes, we still face challenges. We must continue striving to increase levels of student achievement. We must increase the number of students who are proficient on state assessments and narrow the achievement gap for at-risk students. To aid in our efforts, we focused on data from our school report card and MAP. We used this to drive classroom instruction and to plan for staff development. We implemented literacy strategies to promote comprehension including basic signal words, explicit vocabulary instruction, questioning strategies, and independent and guided reading. We developed benchmark assessments and used the information to help us align our curriculum. We used results from school-wide writing assessments to guide our instruction. We continued PBIS (Positive Behavior Intervention System) at our school. We developed quarterly reward field trips for students without referrals and gave out daily incentives so that students could enter drawings or "buy" privileges. Conway Middle School continues to enjoy the support of our PTO and School Improvement Council. Teachers, administrators, parents, and community members will continue to work together to ensure the best learning environment possible for our students. Mary Parler Clark, Principal; Lisa Todd, School Improvement Council Chairperson

## EVALUATION RESULTS

	Teachers	Students*	Parents*
Number of surveys returned	43	187	87
Percent satisfied with learning environment	88.1%	64.2%	85.5%
Percent satisfied with social and physical environment	93.0%	68.6%	75.9%
Percent satisfied with school-home relations	85.7%	81.6%	84.3%

\*Only students at the highest middle school grade level at this school and their parents were included.

Comprehensive detail, including definitions of ratings, performance criteria, and explanations of status, is available on [www.ed.sc.gov](http://www.ed.sc.gov) and [www.eoc.sc.gov](http://www.eoc.sc.gov) as well as school and school district websites.

Printed versions are available from school districts upon request.

### Abbreviations Key

N/A Not Applicable N/AV Not Available N/C Not Collected N/R Not Reported I/S Insufficient Sample TBD To be determined

NI Newly Identified CSI Continuing School Improvement CA Corrective Action RP Plan to Restructure R Restructure DELAY School Improvement Status HOLD School Improvement Status