



# SC Annual School Report Card Summary

Kingston Elementary  
 Horry  
 Grades: PK-5 Enrollment: 618  
 Principal: Mary J. Anderson  
 Superintendent: Dr. Cynthia Elsberry  
 Board Chair: Will Garland

## PERFORMANCE

Comprehensive detail, including definitions of ratings, performance criteria, and explanations of status, is available on [www.ed.sc.gov](http://www.ed.sc.gov) and [www.eoc.sc.gov](http://www.eoc.sc.gov) as well as school and school district websites. Printed versions are available from school districts upon request.

YEAR	ABSOLUTE RATING	GROWTH RATING	PALMETTO GOLD AND SILVER AWARD		AYP STATUS	NCLB IMPROVEMENT STATUS
			General Performance	Closing the Gap		
2009	Average	Average	TBD	TBD	Not Met	N/A
2008	Average	Below Average	N/A	N/A	Not Met	N/A
2007	Average	Below Average	N/A	N/A	Met	N/A

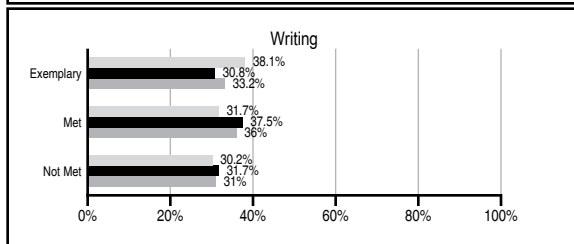
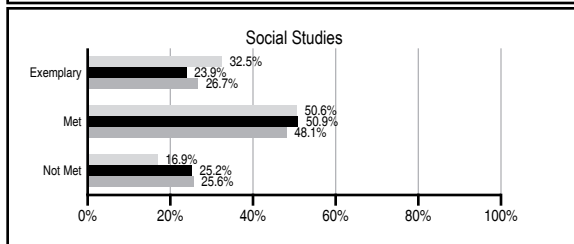
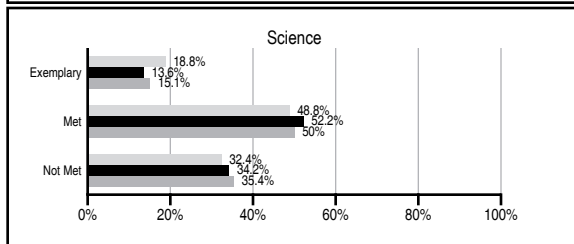
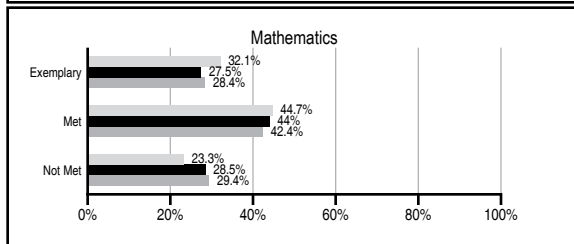
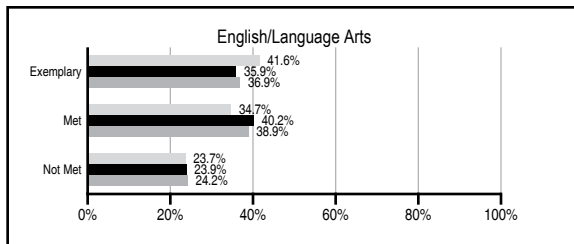
## ABSOLUTE RATINGS OF ELEMENTARY SCHOOLS WITH STUDENTS LIKE OURS\*

EXCELLENT	GOOD	AVERAGE	BELOW AVERAGE	AT-RISK
2	22	81	7	0

\* Ratings are calculated with data available by 03/12/2010. Schools with Students Like Ours are Elementary Schools with Poverty Indices of no more than 5% above or below the index for this school.



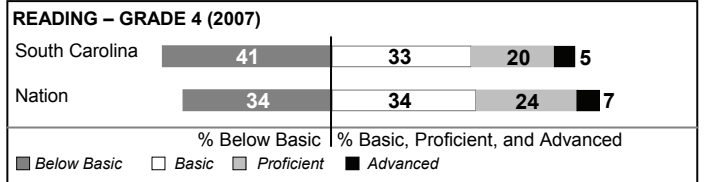
## PASS PERFORMANCE

Our School
  Elementary Schools with Students Like Ours
  Elementary schools statewide



## NAEP PERFORMANCE\*

\* Performance reported for SC and nation, data not available at school level. Percentages at NAEP Achievement Levels.



## SC PERFORMANCE GOAL

**2010 Goal:**  
 By 2010, SC's student achievement will be ranked in the top half of the states nationally. To achieve this goal, we must become one of the fastest improving systems in the country.

**2020 Vision:**  
 By 2020 all students will graduate with the knowledge and skills necessary to compete successfully in the global economy, participate in a democratic society and contribute positively as members of families and communities.

### Abbreviations Key

N/A Not Applicable N/AV Not Available N/C Not Collected N/R Not Reported I/S Insufficient Sample TBD To be determined

NI Newly Identified CSI Continuing School Improvement CA Corrective Action RP Plan to Restructure R Restructure DELAY School Improvement Status HOLD School Improvement Status

# Kingston Elementary [Horry]

## SCHOOL PROFILE

	Our School	Change from Last Year	Elementary Schools with Students Like Ours	Median Elementary School
<b>Students (n=618)</b>				
Retention rate	1.8%	Down from 2.1%	2.1%	1.9%
Attendance rate	95.0%	Down from 95.6%	96.2%	96.3%
Eligible for gifted and talented	15.3%	Down from 19.8%	9.4%	10.0%
With disabilities other than speech	11.2%	Up from 11.1%	9.3%	7.7%
Older than usual for grade	0.0%	Down from 0.2%	0.5%	0.5%
Out-of-school suspensions or expulsions for violent and/or criminal offenses	0.6%	Down from 0.7%	0.0%	0.0%
<b>Teachers (n=43)</b>				
Teachers with advanced degrees	44.2%	Up from 43.9%	60.0%	59.4%
Continuing contract teachers	81.4%	Up from 80.5%	83.3%	80.0%
Teachers with emergency or provisional certificates	0.0%	Down from 2.9%	0.0%	0.0%
Teachers returning from previous year	88.7%	Up from 86.6%	88.0%	85.9%
Teacher attendance rate	94.8%	Up from 92.9%	95.1%	95.1%
Average teacher salary*	\$48,799	Up 6.7%	\$47,419	\$47,149
Classes not taught by highly qualified teachers	0.0%	No Change	0.0%	0.0%
Professional development days/teacher	20.0 days	Up from 17.0 days	11.6 days	11.1 days
<b>School</b>				
Principal's years at school	10.0	Up from 9.0	5.0	4.0
Student-teacher ratio in core subjects	19.6 to 1	Down from 22.1 to 1	19.1 to 1	18.8 to 1
Prime instructional time	88.0%	Up from 87.6%	90.3%	90.4%
Opportunities in the arts	Good	No Change	Good	Good
SACS accreditation	Yes	No Change	Yes	Yes
Parents attending conferences	97.6%	Down from 100.0%	100.0%	100.0%
Character development program	Good	No Change	Excellent	Excellent
Dollars spent per pupil**	\$9,014	Up 11.9%	\$7,357	\$7,458
Percent of expenditures for instruction**	66.9%	Down from 68.0%	68.0%	68.8%
Percent of expenditures for teacher salaries**	45.4%	Down from 63.5%	61.6%	63.2%
% of AYP objectives met	95.2%	Up from 88.2%	100.0%	100.0%

\* Length of contract = 185+ days.

\*\* Prior year audited financial data available.

## REPORT OF PRINCIPAL AND SCHOOL IMPROVEMENT COUNCIL

Kingston Elementary's students are provided challenging and meaningful instruction through the skills of highly qualified teachers. The 2008-09 school year has been a successful one. Kindergarten students had 90 percent of students reading at or above the district goal. First grade ended the year with 83 percent of the students reading at or above the assigned text level. Second grade had 75 percent of students reading at or above the assigned text level. Increasing reading comprehension skills in grades 3-5 was a priority. Teachers participated in professional growth and collaborative planning activities with a focus on content vocabulary development, the use of lexiles, and integration of content material. Workstations were implemented to allow for independent reading time and fluency practice. The performance of students in mathematics continues to be higher than ELA. To ensure continuous growth, students work in team time groups for 45 minutes of daily math skills lessons. Additionally, our students participate in monthly writing prompts, use of technology, and tutorial sessions. Our mission is to provide all children opportunities to excel in academics and develop positive social behaviors. The PTO works collaboratively with the staff to provide parenting workshops and family activities. School Improvement Council worked to provide each classroom with at least one volunteer to tutor students in academic areas. Community and service related activities included Jump Rope for Heart, March of Dimes, CAP food drives, and HTC recycling. Fourth grade students received awards for recycling from the Solid Waste Authority. Students enjoyed enrichment of the arts through activities such as Fine Arts Day, May Day Play Day, Bingo for Books, and field day. The families and community members made events such as Grits for Grandparents, Muffins for Moms, Doughnuts for Dads, and Real Men Read a tremendous success. We will continue to strive for excellence and work to ensure all students reach their academic potential. Our achievements are due to the dedication of students, staff, parents, and community. The support of the community at large is appreciated in our quest to provide a quality learning experience for all students. Mary J. Anderson, Principal; Franklin Sanders, SIC Chairperson

## EVALUATION RESULTS

	Teachers	Students*	Parents*
Number of surveys returned	45	65	41
Percent satisfied with learning environment	91.1%	83.1%	92.7%
Percent satisfied with social and physical environment	97.8%	87.1%	87.5%
Percent satisfied with school-home relations	95.6%	87.3%	87.8%

\*Only students at the highest elementary school grade level at this school and their parents were included.

Comprehensive detail, including definitions of ratings, performance criteria, and explanations of status, is available on [www.ed.sc.gov](http://www.ed.sc.gov) and [www.eoc.sc.gov](http://www.eoc.sc.gov) as well as school and school district websites.

Printed versions are available from school districts upon request.

### Abbreviations Key

N/A Not Applicable N/AV Not Available N/C Not Collected N/R Not Reported I/S Insufficient Sample TBD To be determined  
 NI Newly Identified CSI Continuing School Improvement CA Corrective Action RP Plan to Restructure R Restructure DELAY School Improvement Status HOLD School Improvement Status