



# SC Annual School Report Card Summary

Loris Elementary  
 Horry  
 Grades: PK-5 Enrollment: 844  
 Principal: Mark Porter  
 Superintendent: Dr. Cynthia Elsberry  
 Board Chair: Will Garland

## PERFORMANCE

Comprehensive detail, including definitions of ratings, performance criteria, and explanations of status, is available on [www.ed.sc.gov](http://www.ed.sc.gov) and [www.eoc.sc.gov](http://www.eoc.sc.gov) as well as school and school district websites. Printed versions are available from school districts upon request.

YEAR	ABSOLUTE RATING	GROWTH RATING	PALMETTO GOLD AND SILVER AWARD		AYP STATUS	NCLB IMPROVEMENT STATUS
			General Performance	Closing the Gap		
2009	Average	Average	TBD	TBD	Not Met	N/A
2008	Average	At-Risk	N/A	N/A	Not Met	N/A
2007	Average	Good	Silver	N/A	Met	N/A

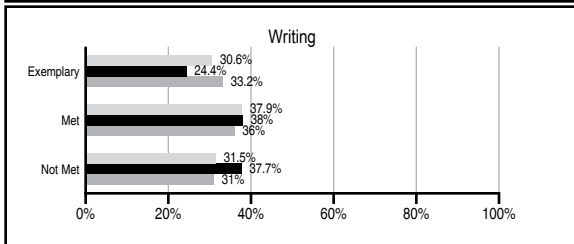
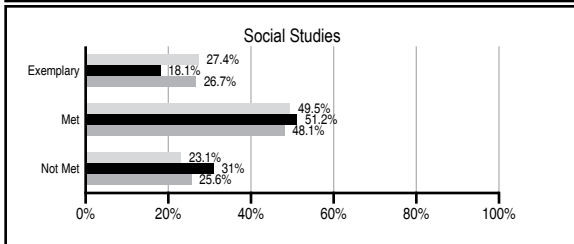
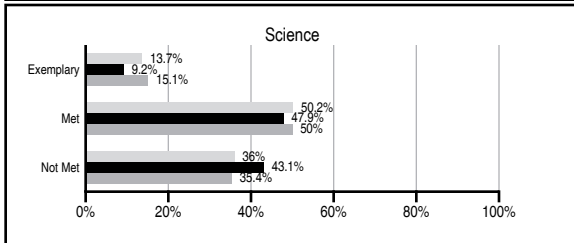
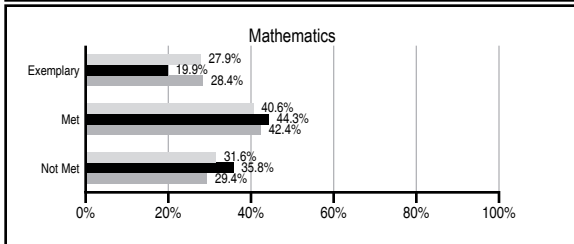
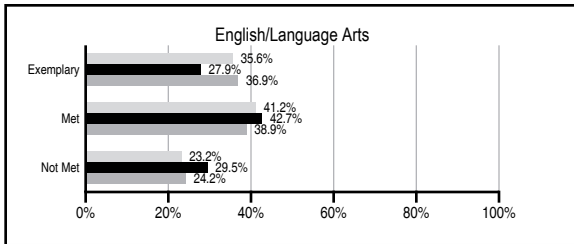
## ABSOLUTE RATINGS OF ELEMENTARY SCHOOLS WITH STUDENTS LIKE OURS\*

EXCELLENT	GOOD	AVERAGE	BELOW AVERAGE	AT-RISK
0	5	86	28	2

\* Ratings are calculated with data available by 03/12/2010. Schools with Students Like Ours are Elementary Schools with Poverty Indices of no more than 5% above or below the index for this school.




## PASS PERFORMANCE

Our School
  Elementary Schools with Students Like Ours
  Elementary schools statewide



## NAEP PERFORMANCE\*

\* Performance reported for SC and nation, data not available at school level. Percentages at NAEP Achievement Levels.



## SC PERFORMANCE GOAL

**2010 Goal:**  
 By 2010, SC's student achievement will be ranked in the top half of the states nationally. To achieve this goal, we must become one of the fastest improving systems in the country.

**2020 Vision:**  
 By 2020 all students will graduate with the knowledge and skills necessary to compete successfully in the global economy, participate in a democratic society and contribute positively as members of families and communities.

### Abbreviations Key

N/A Not Applicable N/AV Not Available N/C Not Collected N/R Not Reported I/S Insufficient Sample TBD To be determined

NI Newly Identified CSI Continuing School Improvement CA Corrective Action RP Plan to Restructure R Restructure DELAY School Improvement Status HOLD School Improvement Status

# Loris Elementary [Horry]

## SCHOOL PROFILE

	Our School	Change from Last Year	Elementary Schools with Students Like Ours	Median Elementary School
<b>Students (n=844)</b>				
Retention rate	1.5%	Down from 2.0%	2.5%	1.9%
Attendance rate	95.3%	Down from 95.8%	96.0%	96.3%
Eligible for gifted and talented	7.1%	Down from 11.2%	6.4%	10.0%
With disabilities other than speech	13.5%	Up from 12.6%	9.0%	7.7%
Older than usual for grade	0.0%	Down from 0.5%	0.7%	0.5%
Out-of-school suspensions or expulsions for violent and/or criminal offenses	0.6%	No Change	0.0%	0.0%
<b>Teachers (n=57)</b>				
Teachers with advanced degrees	38.6%	Up from 34.5%	57.0%	59.4%
Continuing contract teachers	73.7%	Up from 55.2%	76.5%	80.0%
Teachers with emergency or provisional certificates	0.0%	No Change	0.0%	0.0%
Teachers returning from previous year	87.0%	Up from 78.8%	84.8%	85.9%
Teacher attendance rate	92.6%	Down from 93.5%	95.0%	95.1%
Average teacher salary*	\$48,126	Up 6.7%	\$46,012	\$47,149
Classes not taught by highly qualified teachers	0.0%	Down from 9.5%	0.0%	0.0%
Professional development days/teacher	18.0 days	Down from 18.1 days	11.7 days	11.1 days
<b>School</b>				
Principal's years at school	3.0	Up from 2.0	4.0	4.0
Student-teacher ratio in core subjects	19.6 to 1	Down from 20.2 to 1	18.0 to 1	18.8 to 1
Prime instructional time	85.4%	Down from 88.0%	89.9%	90.4%
Opportunities in the arts	Good	Down from Excellent	Good	Good
SACS accreditation	Yes	No Change	Yes	Yes
Parents attending conferences	100.0%	No Change	100.0%	100.0%
Character development program	Good	Down from Excellent	Excellent	Excellent
Dollars spent per pupil**	\$9,525	Up 17.8%	\$7,711	\$7,458
Percent of expenditures for instruction**	67.0%	Down from 68.9%	68.0%	68.8%
Percent of expenditures for teacher salaries**	46.9%	Down from 61.8%	62.3%	63.2%
% of AYP objectives met	95.2%	Up from 81.0%	100.0%	100.0%

\* Length of contract = 185+ days.

\*\* Prior year audited financial data available.

## REPORT OF PRINCIPAL AND SCHOOL IMPROVEMENT COUNCIL

Loris Elementary School is honored to share our Report Card as we continue our journey to becoming a top performing school. Our mission is to empower each student to achieve his/her full potential through personalized achievement-based educational experiences in partnership with home, school, and community with a nurturing and enriched environment. We participated in ongoing professional staff development focusing on student engagement to improve student achievement. Our teachers collaborated weekly to analyze and plan standards-based instruction, assessments, and instructional strategies. We continued to implement Measures of Academic Progress (MAP) this year in reading, math, and language. We continuously analyzed this data to drive our instruction and measure student growth. MAP growth goals are established each year for the students in first through fifth grades. All teachers participated in Everyday Math training, Guided Reading Station training, and Imagine It! training. Science kits have been utilized effectively by the teachers to teach the state's science standards. Many of our teachers are participating in the District's laptop computer initiative in order to increase technology use in the classroom. Students and staff were involved in the community through participation in Jump Rope for Heart, HTC recycling, and Relay for Life. We continued to partner with Coastal Carolina University to provide student interns and mentors for our students. Academic achievement awards and celebrations were provided for the students and parents each nine weeks. Our school provided opportunities weekly for after-school tutorials and computer lab. Many of our fifth grade students participated in a Pre-Algebra online class. We had two intervention teachers to provide small group instruction in reading for identified students. Loris Elementary is committed to reaching our goals, and our staff, School Improvement Council, and administration continue to work diligently to ensure that every child is empowered to achieve his/her full potential. Shelton Long, Principal 2008-09; Theresa Graham, School Improvement Council Chair 2008-09

## EVALUATION RESULTS

	Teachers	Students*	Parents*
Number of surveys returned	54	93	50
Percent satisfied with learning environment	88.9%	86.0%	76.0%
Percent satisfied with social and physical environment	90.6%	84.8%	90.0%
Percent satisfied with school-home relations	72.2%	90.2%	80.0%

\*Only students at the highest elementary school grade level at this school and their parents were included.

Comprehensive detail, including definitions of ratings, performance criteria, and explanations of status, is available on [www.ed.sc.gov](http://www.ed.sc.gov) and [www.eoc.sc.gov](http://www.eoc.sc.gov) as well as school and school district websites.

Printed versions are available from school districts upon request.

### Abbreviations Key

N/A Not Applicable N/AV Not Available N/C Not Collected N/R Not Reported I/S Insufficient Sample TBD To be determined  
 NI Newly Identified CSI Continuing School Improvement CA Corrective Action RP Plan to Restructure R Restructure DELAY School Improvement Status HOLD School Improvement Status