



# SC Annual School Report Card Summary

Loris Middle  
 Horry  
 Grades: 6-8 Enrollment: 657  
 Principal: Judy Beard  
 Superintendent: Dr. Cynthia Elsberry  
 Board Chair: Will Garland

## PERFORMANCE

Comprehensive detail, including definitions of ratings, performance criteria, and explanations of status, is available on [www.ed.sc.gov](http://www.ed.sc.gov) and [www.eoc.sc.gov](http://www.eoc.sc.gov) as well as school and school district websites. Printed versions are available from school districts upon request.

YEAR	ABSOLUTE RATING	GROWTH RATING	PALMETTO GOLD AND SILVER AWARD		AYP STATUS	NCLB IMPROVEMENT STATUS
			General Performance	Closing the Gap		
2009	Average	Average	TBD	TBD	Not Met	R
2008	Below Average	Below Average	N/A	N/A	Not Met	R
2007	Below Average	At-Risk	N/A	N/A	Not Met	RP

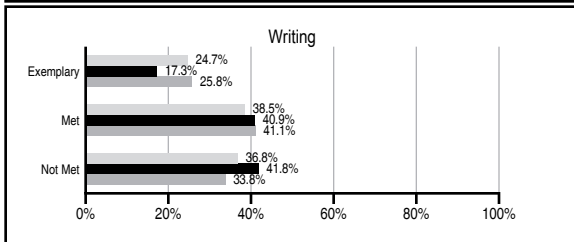
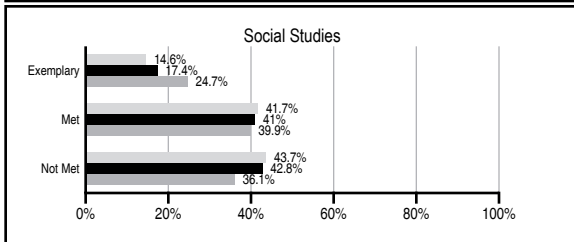
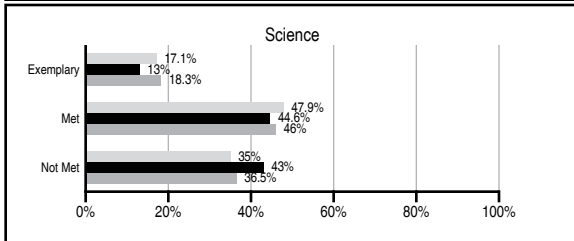
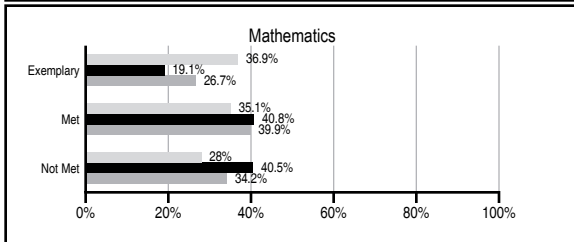
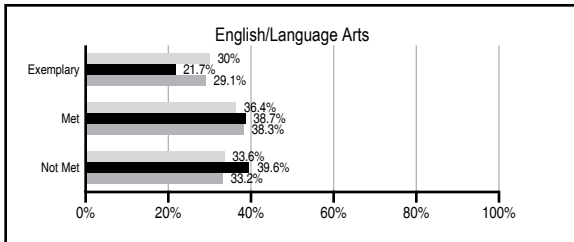
## ABSOLUTE RATINGS OF MIDDLE SCHOOLS WITH STUDENTS LIKE OURS\*

EXCELLENT	GOOD	AVERAGE	BELOW AVERAGE	AT-RISK
0	0	24	17	4

\* Ratings are calculated with data available by 03/16/2010. Schools with Students Like Ours are Middle Schools with Poverty Indices of no more than 5% above or below the index for this school.

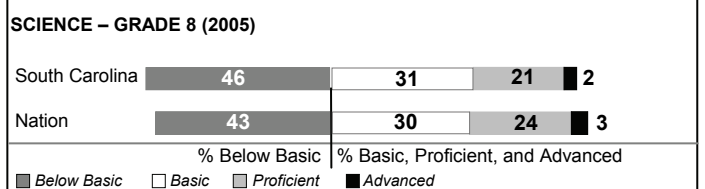

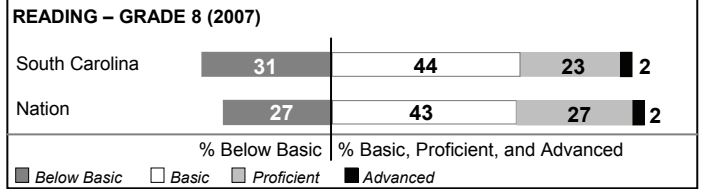
## PASS PERFORMANCE

Our School
  Middle Schools with Students Like Ours
  Middle schools statewide



## NAEP PERFORMANCE\*

\* Performance reported for SC and nation, data not available at school level. Percentages at NAEP Achievement Levels.



## END OF COURSE TESTS - 2009

% of students scoring 70 or above on:	Our Middle School	Middle Schools with Students Like Ours
Algebra 1/Math for the Technologies 2	100.0%	91.7%
English 1	100.0%	90.2%
Physical Science	N/A	92.2%
US History and the Constitution	N/A	N/A
All Subjects	100.0%	91.4%

## SC PERFORMANCE GOAL

**2010 Goal:**  
 By 2010, SC's student achievement will be ranked in the top half of the states nationally. To achieve this goal, we must become one of the fastest improving systems in the country.

**2020 Vision:**  
 By 2020 all students will graduate with the knowledge and skills necessary to compete successfully in the global economy, participate in a democratic society and contribute positively as members of families and communities.

### Abbreviations Key

N/A Not Applicable N/AV Not Available N/C Not Collected N/R Not Reported I/S Insufficient Sample TBD To be determined  
 NI Newly Identified CSI Continuing School Improvement CA Corrective Action RP Plan to Restructure R Restructure DELAY School Improvement Status HOLD School Improvement Status

# Loris Middle [Horry]

## SCHOOL PROFILE

	Our School	Change from Last Year	Middle Schools with Students Like Ours	Median Middle School
<b>Students (n=657)</b>				
Students enrolled in high school credit courses (grades 7 & 8)	26.0%	Down from 55.2%	17.3%	21.6%
Retention rate	0.3%	Down from 0.5%	1.8%	1.2%
Attendance rate	96.2%	No Change	95.4%	95.9%
Eligible for gifted and talented	22.3%	Down from 23.4%	10.3%	14.8%
With disabilities other than speech	20.4%	Up from 20.2%	15.4%	12.6%
Older than usual for grade	2.1%	Up from 1.4%	4.2%	2.5%
Out-of-school suspensions or expulsions for violent and/or criminal offenses	0.3%	Down from 1.6%	0.8%	0.6%
Annual dropout rate	0.0%	Down from 0.2%	0.0%	0.0%
<b>Teachers (n=50)</b>				
Teachers with advanced degrees	60.0%	Up from 50.0%	56.2%	56.9%
Continuing contract teachers	76.0%	Up from 74.0%	68.2%	72.7%
Teachers with emergency or provisional certificates	6.5%	Down from 7.0%	9.4%	5.3%
Teachers returning from previous year	78.1%	Up from 76.2%	80.7%	82.9%
Teacher attendance rate	98.7%	Up from 93.7%	95.3%	95.2%
Average teacher salary*	\$49,446	Up 4.9%	\$45,958	\$46,599
Classes not taught by highly qualified teachers	3.5%	Down from 7.6%	4.4%	2.4%
Professional development days/teacher	19.7 days	Down from 20.4 days	10.7 days	10.8 days
<b>School</b>				
Principal's years at school	4.5	Up from 3.5	3.0	3.0
Student-teacher ratio in core subjects	20.6 to 1	Up from 19.2 to 1	18.7 to 1	20.1 to 1
Prime instructional time	93.8%	Up from 89.1%	89.9%	89.9%
Opportunities in the arts	Excellent	No Change	Good	Good
SACS accreditation	Yes	No Change	Yes	Yes
Parents attending conferences	99.7%	Up from 99.0%	97.7%	97.8%
Character development program	Excellent	No Change	Good	Good
Dollars spent per pupil**	\$10,691	Up 8.8%	\$8,142	\$7,645
Percent of expenditures for instruction**	64.8%	Down from 66.0%	62.7%	63.4%
Percent of expenditures for teacher salaries**	45.4%	Down from 60.9%	55.2%	57.0%
% of AYP objectives met	85.7%	Up from 71.4%	90.5%	90.5%

\* Length of contract = 185+ days.

\*\* Prior year audited financial data available.

## REPORT OF PRINCIPAL AND SCHOOL IMPROVEMENT COUNCIL

The students and staff at Loris Middle School have much to celebrate. We have shown improvements in academics at all grade levels. Our efforts have focused on improving achievement for all students with a primary focus on improving literacy skills across the curriculum. Students at Loris Middle School were recognized for many accomplishments during the past year. Three students were recognized as Duke TIP Scholars, 21 students were recognized as SC Junior Scholars, 11 students were recognized as EXPLORE Scholars, and two students were selected as John Hopkins Scholars. Our theater department produced two successful productions while our chorus, orchestra, and band programs continued to grow and excel, winning many awards and recognitions. Our teachers continued to grow professionally by participating in continuous staff development and graduate coursework. Bruce Maggi was selected as Teacher of the Year, and June Brown, Teresa Burns, and Shannan Hall gained National Board Certification. Thanks to the generous support of our PTO, parents, and the community, we were able to purchase agendas for all students as well as a new sign for our school entrance. We were also able to provide recognition items for our students at quarterly award programs through the generous support of our community business partners. Our staff, PTO School Improvement Council, and administration will remain dedicated to our goal of achieving excellence. Judy Beard, Principal; James Edwards, School Improvement Council

## EVALUATION RESULTS

	Teachers	Students*	Parents*
Number of surveys returned	53	169	77
Percent satisfied with learning environment	96.2%	84.5%	85.3%
Percent satisfied with social and physical environment	96.2%	78.1%	80.3%
Percent satisfied with school-home relations	83.0%	88.1%	76.0%

\*Only students at the highest middle school grade level at this school and their parents were included.

Comprehensive detail, including definitions of ratings, performance criteria, and explanations of status, is available on [www.ed.sc.gov](http://www.ed.sc.gov) and [www.eoc.sc.gov](http://www.eoc.sc.gov) as well as school and school district websites.

Printed versions are available from school districts upon request.

### Abbreviations Key

N/A Not Applicable N/AV Not Available N/C Not Collected N/R Not Reported I/S Insufficient Sample TBD To be determined

NI Newly Identified CSI Continuing School Improvement CA Corrective Action RP Plan to Restructure R Restructure DELAY School Improvement Status HOLD School Improvement Status