



# SC Annual School Report Card Summary

Myrtle Beach Elementary  
 Horry  
 Grades: 2-3 Enrollment: 664  
 Principal: Janice Christy  
 Superintendent: Dr. Cynthia Elsberry  
 Board Chair: Will Garland

## PERFORMANCE

Comprehensive detail, including definitions of ratings, performance criteria, and explanations of status, is available on [www.ed.sc.gov](http://www.ed.sc.gov) and [www.eoc.sc.gov](http://www.eoc.sc.gov) as well as school and school district websites. Printed versions are available from school districts upon request.

YEAR	ABSOLUTE RATING	GROWTH RATING	PALMETTO GOLD AND SILVER AWARD		AYP STATUS	NCLB IMPROVEMENT STATUS
			General Performance	Closing the Gap		
2009	Excellent	At-Risk	TBD	TBD	Met	N/A
2008	Good	Below Average	N/A	Silver	Not Met	N/A
2007	Good	At-Risk	N/A	N/A	Met	N/A

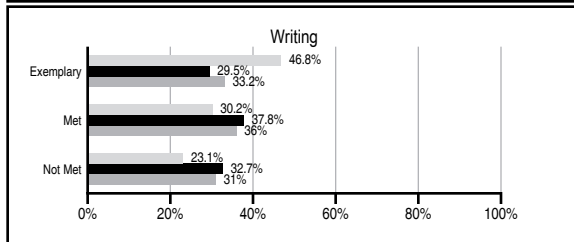
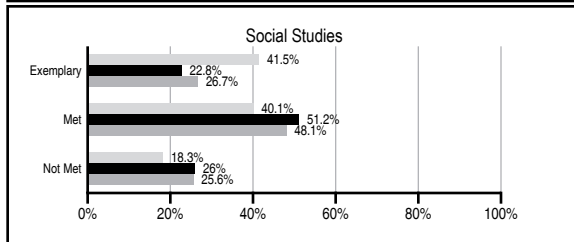
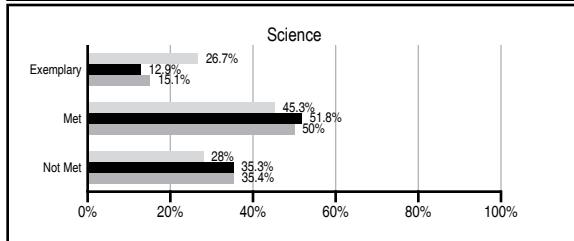
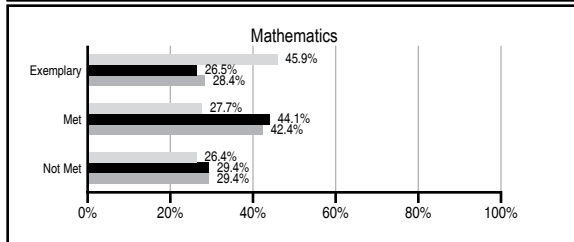
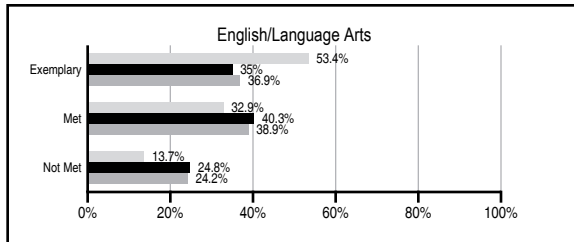
## ABSOLUTE RATINGS OF ELEMENTARY SCHOOLS WITH STUDENTS LIKE OURS\*

EXCELLENT	GOOD	AVERAGE	BELOW AVERAGE	AT-RISK
1	20	85	8	0

\* Ratings are calculated with data available by 03/12/2010. Schools with Students Like Ours are Elementary Schools with Poverty Indices of no more than 5% above or below the index for this school.




## PASS PERFORMANCE

Our School Elementary Schools with Students Like Ours Elementary schools statewide



## NAEP PERFORMANCE\*

\* Performance reported for SC and nation, data not available at school level. Percentages at NAEP Achievement Levels.



## SC PERFORMANCE GOAL

**2010 Goal:**  
 By 2010, SC's student achievement will be ranked in the top half of the states nationally. To achieve this goal, we must become one of the fastest improving systems in the country.

**2020 Vision:**  
 By 2020 all students will graduate with the knowledge and skills necessary to compete successfully in the global economy, participate in a democratic society and contribute positively as members of families and communities.

### Abbreviations Key

N/A Not Applicable N/AV Not Available N/C Not Collected N/R Not Reported I/S Insufficient Sample TBD To be determined

NI Newly Identified CSI Continuing School Improvement CA Corrective Action RP Plan to Restructure R Restructure DELAY School Improvement Status HOLD School Improvement Status

# Myrtle Beach Elementary [Horry]

## SCHOOL PROFILE

	Our School	Change from Last Year	Elementary Schools with Students Like Ours	Median Elementary School
<b>Students (n=664)</b>				
Retention rate	1.8%	Down from 2.0%	2.4%	1.9%
Attendance rate	96.5%	Up from 96.4%	96.2%	96.3%
Eligible for gifted and talented	9.6%	Down from 10.4%	9.1%	10.0%
With disabilities other than speech	18.4%	Up from 18.3%	9.3%	7.7%
Older than usual for grade	0.2%	Down from 0.3%	0.6%	0.5%
Out-of-school suspensions or expulsions for violent and/or criminal offenses	0.2%	Down from 0.3%	0.0%	0.0%
<b>Teachers (n=41)</b>				
Teachers with advanced degrees	65.9%	Up from 65.0%	60.5%	59.4%
Continuing contract teachers	80.5%	Down from 82.5%	83.0%	80.0%
Teachers with emergency or provisional certificates	0.0%	No Change	0.0%	0.0%
Teachers returning from previous year	90.9%	Down from 92.6%	87.3%	85.9%
Teacher attendance rate	94.7%	Down from 96.2%	95.1%	95.1%
Average teacher salary*	\$50,544	Up 7.7%	\$47,410	\$47,149
Classes not taught by highly qualified teachers	0.0%	No Change	0.0%	0.0%
Professional development days/teacher	19.2 days	Up from 6.2 days	11.6 days	11.1 days
<b>School</b>				
Principal's years at school	6.0	Up from 5.0	4.0	4.0
Student-teacher ratio in core subjects	20.0 to 1	Up from 19.2 to 1	19.0 to 1	18.8 to 1
Prime instructional time	90.5%	Down from 91.7%	90.1%	90.4%
Opportunities in the arts	Good	No Change	Good	Good
SACS accreditation	Yes	No Change	Yes	Yes
Parents attending conferences	100.0%	No Change	100.0%	100.0%
Character development program	Good	Down from Excellent	Excellent	Excellent
Dollars spent per pupil**	\$8,933	Up 7.9%	\$7,357	\$7,458
Percent of expenditures for instruction**	67.8%	Down from 70.5%	68.0%	68.8%
Percent of expenditures for teacher salaries**	48.1%	Down from 65.6%	61.5%	63.2%
% of AYP objectives met	100.0%	Up from 95.7%	100.0%	100.0%

\* Length of contract = 185+ days.

\*\* Prior year audited financial data available.

## REPORT OF PRINCIPAL AND SCHOOL IMPROVEMENT COUNCIL

Myrtle Beach Elementary continued to meet the academic, social, emotional, and physical needs of our students on a daily basis during 2008-09. We will continue to focus on ensuring learning for all students. We received a Palmetto Silver Award for "Closing the Achievement Gap" for the fifth year in a row. This honor also shows the efforts of the school to monitor the progress of all students. Throughout the year, we assessed student progress and made appropriate changes in instruction in order to meet the needs of each individual student. We administer MAP testing which enables us to monitor student's achievement throughout the year. Analyzing these immediate results allows us to make instructional changes to benefit each individual student as soon as possible. We attribute much of our success for "Closing the Achievement Gap" and making "Adequate Yearly Progress" to the ability to make solid academic changes for each student during the year. Our staff is composed of very highly qualified individuals who work hard to provide rigorous daily instruction based on our state standards. The same individuals assist in providing opportunities for instruction beyond the regular school day. We provided a Comprehensive Remediation After School Program serving over 115 students, and numerous teachers provided individual student tutoring after school. In addition, our school provides day tutorial assistance by certified teachers for at risk readers to give them immediate strategic interventions. We have wonderful volunteer and mentoring programs that assist in providing instructional services for many students, both academically and socially. Our students participated in several charity causes this year such as Jump Rope for Heart, Myrtle Beach Family Marathon, Helping Hand, Ronald McDonald House Soda Tabs program, and Recycle America. Our PTO continues to be an integral part of our success by providing resources to enhance instruction throughout the year, such as SC Newsweekly, student incentives, and technology accessories (SMART Boards and INTERWRITE pads). Our PTO assisted in field days, spring musical, spring fling, staff appreciation, yearbook, and much more. Renea Fowler, Principal, 2008-09; Jennifer Bodge, School Improvement Council President

## EVALUATION RESULTS

	Teachers	Students*	Parents*
Number of surveys returned	43	278	137
Percent satisfied with learning environment	100.0%	90.1%	94.9%
Percent satisfied with social and physical environment	100.0%	89.5%	95.6%
Percent satisfied with school-home relations	90.7%	88.4%	96.3%

\*Only students at the highest elementary school grade level at this school and their parents were included.

Comprehensive detail, including definitions of ratings, performance criteria, and explanations of status, is available on [www.ed.sc.gov](http://www.ed.sc.gov) and [www.eoc.sc.gov](http://www.eoc.sc.gov) as well as school and school district websites.

Printed versions are available from school districts upon request.

### Abbreviations Key

N/A Not Applicable N/AV Not Available N/C Not Collected N/R Not Reported I/S Insufficient Sample TBD To be determined  
 NI Newly Identified CSI Continuing School Improvement CA Corrective Action RP Plan to Restructure R Restructure DELAY School Improvement Status HOLD School Improvement Status