



SC Annual School Report Card Summary

Myrtle Beach Middle
 Horry
 Grades: 6-8 Enrollment: 812
 Principal: Roger Gray
 Superintendent: Dr. Cynthia Elsberry
 Board Chair: Will Garland

PERFORMANCE

Comprehensive detail, including definitions of ratings, performance criteria, and explanations of status, is available on www.ed.sc.gov and www.eoc.sc.gov as well as school and school district websites. Printed versions are available from school districts upon request.

YEAR	ABSOLUTE RATING	GROWTH RATING	PALMETTO GOLD AND SILVER AWARD		AYP STATUS	NCLB IMPROVEMENT STATUS
			General Performance	Closing the Gap		
2009	Average	Average	TBD	TBD	Not Met	N/A
2008	Average	Below Average	N/A	N/A	Not Met	N/A
2007	Average	At-Risk	N/A	N/A	Not Met	N/A

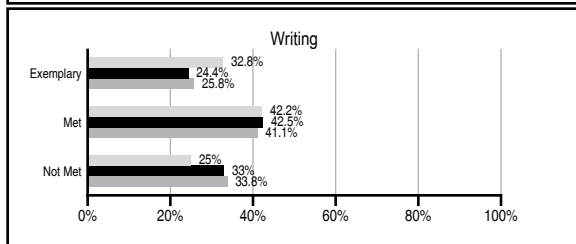
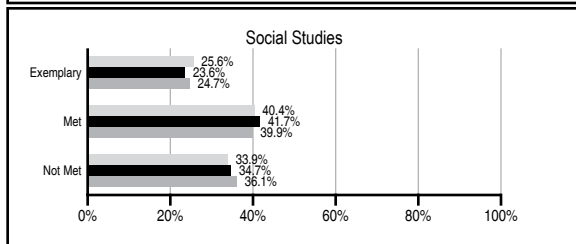
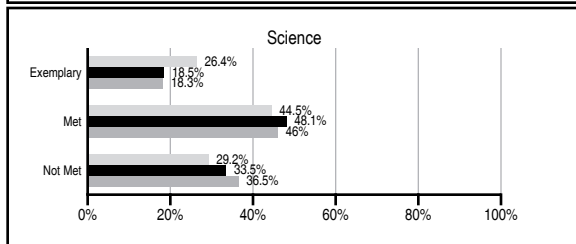
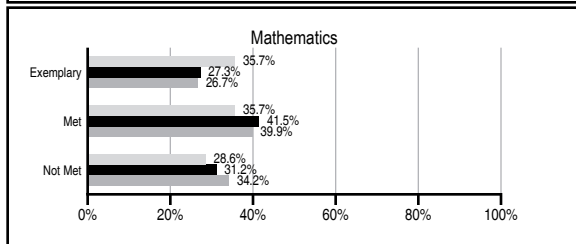
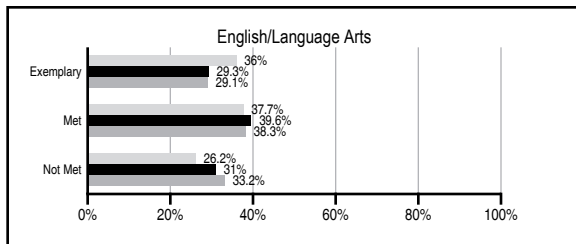
ABSOLUTE RATINGS OF MIDDLE SCHOOLS WITH STUDENTS LIKE OURS*

EXCELLENT	GOOD	AVERAGE	BELOW AVERAGE	AT-RISK
0	3	48	4	0

* Ratings are calculated with data available by 03/16/2010. Schools with Students Like Ours are Middle Schools with Poverty Indices of no more than 5% above or below the index for this school.



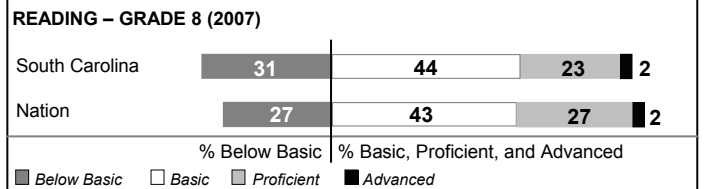
PASS PERFORMANCE

Our School
 Middle Schools with Students Like Ours
 Middle schools statewide



NAEP PERFORMANCE*

* Performance reported for SC and nation, data not available at school level. Percentages at NAEP Achievement Levels.



END OF COURSE TESTS - 2009

% of students scoring 70 or above on:	Our Middle School	Middle Schools with Students Like Ours
Algebra 1/Math for the Technologies 2	99.0%	97.0%
English 1	100.0%	94.6%
Physical Science	N/A	76.5%
US History and the Constitution	N/A	N/A
All Subjects	99.2%	96.5%

SC PERFORMANCE GOAL

2010 Goal:
 By 2010, SC's student achievement will be ranked in the top half of the states nationally. To achieve this goal, we must become one of the fastest improving systems in the country.

2020 Vision:
 By 2020 all students will graduate with the knowledge and skills necessary to compete successfully in the global economy, participate in a democratic society and contribute positively as members of families and communities.

Abbreviations Key

N/A Not Applicable N/AV Not Available N/C Not Collected N/R Not Reported I/S Insufficient Sample TBD To be determined
 NI Newly Identified CSI Continuing School Improvement CA Corrective Action RP Plan to Restructure R Restructure DELAY School Improvement Status HOLD School Improvement Status

Myrtle Beach Middle [Horry]

SCHOOL PROFILE

	Our School	Change from Last Year	Middle Schools with Students Like Ours	Median Middle School
Students (n=812)				
Students enrolled in high school credit courses (grades 7 & 8)	44.6%	Up from 34.3%	22.7%	21.6%
Retention rate	0.6%	No Change	1.3%	1.2%
Attendance rate	97.8%	Up from 97.6%	95.7%	95.9%
Eligible for gifted and talented	27.5%	Up from 26.5%	15.9%	14.8%
With disabilities other than speech	15.3%	Up from 14.4%	14.2%	12.6%
Older than usual for grade	1.2%	Down from 1.6%	2.4%	2.5%
Out-of-school suspensions or expulsions for violent and/or criminal offenses	0.9%	Down from 1.8%	0.4%	0.6%
Annual dropout rate	0.0%	No Change	0.0%	0.0%
Teachers (n=53)				
Teachers with advanced degrees	52.8%	Down from 60.8%	56.7%	56.9%
Continuing contract teachers	83.0%	Down from 92.2%	76.9%	72.7%
Teachers with emergency or provisional certificates	2.1%	Up from 2.0%	3.6%	5.3%
Teachers returning from previous year	82.9%	Down from 84.6%	85.4%	82.9%
Teacher attendance rate	95.5%	Up from 94.8%	95.5%	95.2%
Average teacher salary*	\$50,172	Up 2.2%	\$46,636	\$46,599
Classes not taught by highly qualified teachers	0.5%	Down from 1.4%	0.9%	2.4%
Professional development days/teacher	16.2 days	Down from 17.0 days	10.4 days	10.8 days
School				
Principal's years at school	6.0	Up from 5.0	4.0	3.0
Student-teacher ratio in core subjects	23.5 to 1	Down from 23.9 to 1	20.8 to 1	20.1 to 1
Prime instructional time	92.3%	Up from 90.9%	90.2%	89.9%
Opportunities in the arts	Good	No Change	Good	Good
SACS accreditation	Yes	No Change	Yes	Yes
Parents attending conferences	100.0%	No Change	97.3%	97.8%
Character development program	Excellent	No Change	Good	Good
Dollars spent per pupil**	\$7,781	Up 2.4%	\$7,423	\$7,645
Percent of expenditures for instruction**	65.7%	Down from 67.5%	63.9%	63.4%
Percent of expenditures for teacher salaries**	47.5%	Down from 62.6%	59.2%	57.0%
% of AYP objectives met	93.1%	Up from 69.0%	90.5%	90.5%

* Length of contract = 185+ days.

** Prior year audited financial data available.

REPORT OF PRINCIPAL AND SCHOOL IMPROVEMENT COUNCIL

We are pleased to report the successes and achievements of Myrtle Beach Middle School in the areas of academics, athletics, extra-curricular activities, and community service. Literacy and writing in the content areas continues to be our major focus, and our continued implementation of Monitored Reading Practice (MIRP) shows our school-wide commitment to helping develop our students to become independent readers and thinkers. Our business community provided ongoing support for our efforts, and we applaud their involvement in our school. Myrtle Beach Middle received awards and accolades in the following areas: 56 eighth grade S.C. Junior Scholars; 26 eighth grade Explore Scholars; 10 seventh grade DUKE TIP Scholars; 100 students received high school credit for Algebra I (37 were seventh graders); 42 students received high school credit for geometry; and 185 students passed the keyboarding proficiency test for high school credit. The fine arts program, with over 300 students in band, chorus, orchestra, and winter guard, received superior ratings at district, state, and regional competitions. Our athletic teams continued the tradition of success. Boys' football and basketball led the district. Several students made their mark on the Junior Varsity and Varsity athletic teams in the areas of baseball, cross-country, soccer, softball, tennis, and track and field. We provided many extracurricular activities for our students by offering several clubs for students to participate in after school. These included Math Counts, Art Club, Student Council, and Ambassadors Group. We continued our commitment to service learning. Several projects in our school and community, including school-wide recycling campaign, Komen Breast Cancer Foundation, Leukemia and Lymphoma Society, Holiday Angel Fund, and canned food drive for community kitchen. In all, our students raised over \$3,000 to help support charities. Myrtle Beach Middle is dedicated to helping each child be successful in and out of the classroom. Our dedicated team of faculty, staff, parents, and community shares a common goal of helping children achieve their personal best. Roger Gray, Principal; Julie Schexnayder, Chair, School Improvement Council

EVALUATION RESULTS

	Teachers	Students*	Parents*
Number of surveys returned	57	258	103
Percent satisfied with learning environment	87.7%	80.4%	87.3%
Percent satisfied with social and physical environment	92.9%	82.0%	79.6%
Percent satisfied with school-home relations	87.7%	87.5%	80.0%

*Only students at the highest middle school grade level at this school and their parents were included.

Comprehensive detail, including definitions of ratings, performance criteria, and explanations of status, is available on www.ed.sc.gov and www.eoc.sc.gov as well as school and school district websites.

Printed versions are available from school districts upon request.

Abbreviations Key

N/A Not Applicable N/AV Not Available N/C Not Collected N/R Not Reported I/S Insufficient Sample TBD To be determined

NI Newly Identified CSI Continuing School Improvement CA Corrective Action RP Plan to Restructure R Restructure DELAY School Improvement Status HOLD School Improvement Status