



SC Annual School Report Card Summary

Midland Elementary
 Horry
 Grades: PK-5 Enrollment: 518
 Principal: Jennifer Parker
 Superintendent: Dr. Cynthia Elsberry
 Board Chair: Will Garland

PERFORMANCE

Comprehensive detail, including definitions of ratings, performance criteria, and explanations of status, is available on www.ed.sc.gov and www.eoc.sc.gov as well as school and school district websites. Printed versions are available from school districts upon request.

YEAR	ABSOLUTE RATING	GROWTH RATING	PALMETTO GOLD AND SILVER AWARD		AYP STATUS	NCLB IMPROVEMENT STATUS
			General Performance	Closing the Gap		
2009	Excellent	Average	TBD	TBD	Met	N/A
2008	Good	At-Risk	N/A	Gold	Met	N/A
2007	Good	Good	Silver	N/A	Met	N/A

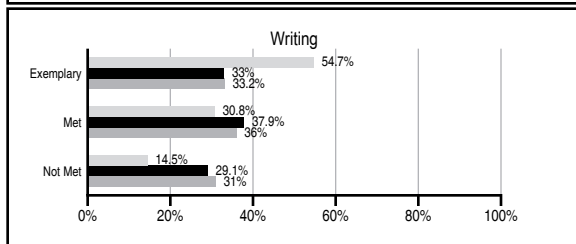
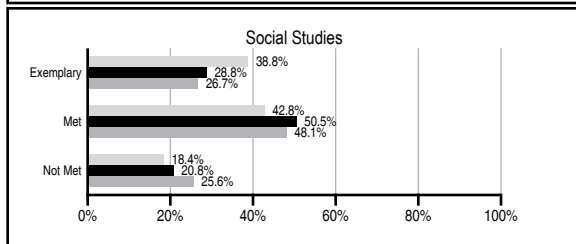
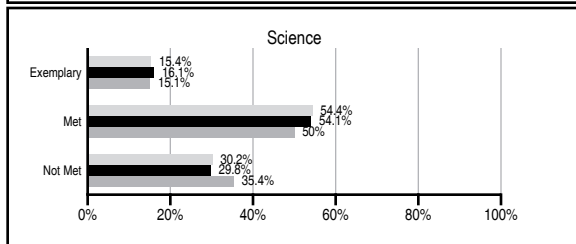
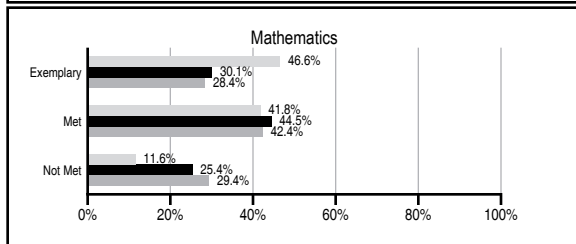
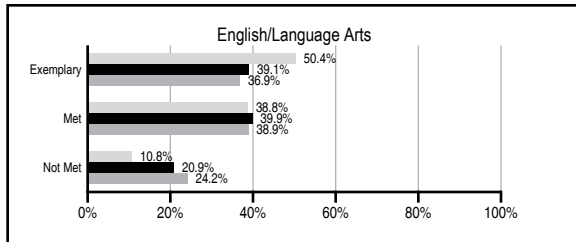
ABSOLUTE RATINGS OF ELEMENTARY SCHOOLS WITH STUDENTS LIKE OURS*

EXCELLENT	GOOD	AVERAGE	BELOW AVERAGE	AT-RISK
5	28	64	2	0

* Ratings are calculated with data available by 03/12/2010. Schools with Students Like Ours are Elementary Schools with Poverty Indices of no more than 5% above or below the index for this school.




PASS PERFORMANCE

Our School
 Elementary Schools with Students Like Ours
 Elementary schools statewide



NAEP PERFORMANCE*

* Performance reported for SC and nation, data not available at school level. Percentages at NAEP Achievement Levels.



SC PERFORMANCE GOAL

2010 Goal:
 By 2010, SC's student achievement will be ranked in the top half of the states nationally. To achieve this goal, we must become one of the fastest improving systems in the country.

2020 Vision:
 By 2020 all students will graduate with the knowledge and skills necessary to compete successfully in the global economy, participate in a democratic society and contribute positively as members of families and communities.

Abbreviations Key

N/A Not Applicable N/AV Not Available N/C Not Collected N/R Not Reported I/S Insufficient Sample TBD To be determined

NI Newly Identified CSI Continuing School Improvement CA Corrective Action RP Plan to Restructure R Restructure DELAY School Improvement Status HOLD School Improvement Status

Midland Elementary [Horry]

SCHOOL PROFILE

	Our School	Change from Last Year	Elementary Schools with Students Like Ours	Median Elementary School
Students (n=518)				
Retention rate	1.8%	Down from 3.1%	1.9%	1.9%
Attendance rate	95.9%	Up from 95.6%	96.2%	96.3%
Eligible for gifted and talented	15.7%	Down from 15.9%	11.1%	10.0%
With disabilities other than speech	7.5%	Down from 9.0%	8.7%	7.7%
Older than usual for grade	0.5%	No Change	0.5%	0.5%
Out-of-school suspensions or expulsions for violent and/or criminal offenses	0.2%	Up from 0.0%	0.0%	0.0%
Teachers (n=32)				
Teachers with advanced degrees	59.4%	Down from 63.3%	58.6%	59.4%
Continuing contract teachers	87.5%	Down from 96.7%	83.0%	80.0%
Teachers with emergency or provisional certificates	0.0%	No Change	0.0%	0.0%
Teachers returning from previous year	96.4%	Down from 98.7%	86.2%	85.9%
Teacher attendance rate	95.4%	Down from 96.0%	95.3%	95.1%
Average teacher salary*	\$50,428	Up 6.7%	\$46,874	\$47,149
Classes not taught by highly qualified teachers	0.0%	No Change	0.0%	0.0%
Professional development days/teacher	4.7 days	Down from 7.7 days	11.8 days	11.1 days
School				
Principal's years at school	3.0	Up from 2.0	4.0	4.0
Student-teacher ratio in core subjects	22.1 to 1	Up from 20.9 to 1	19.1 to 1	18.8 to 1
Prime instructional time	90.5%	Down from 90.6%	90.4%	90.4%
Opportunities in the arts	Good	No Change	Good	Good
SACS accreditation	Yes	No Change	Yes	Yes
Parents attending conferences	99.6%	Down from 100.0%	100.0%	100.0%
Character development program	Excellent	Up from Good	Excellent	Excellent
Dollars spent per pupil**	\$8,184	Up 8.9%	\$7,217	\$7,458
Percent of expenditures for instruction**	65.5%	Down from 65.7%	68.1%	68.8%
Percent of expenditures for teacher salaries**	46.0%	Down from 59.3%	63.7%	63.2%
% of AYP objectives met	100.0%	No Change	100.0%	100.0%

* Length of contract = 185+ days.

** Prior year audited financial data available.

REPORT OF PRINCIPAL AND SCHOOL IMPROVEMENT COUNCIL

The students, staff, and community of Midland Elementary celebrated another successful and exciting year of learning in 2008-09. We experienced some new advanced levels of academic excellence as we worked toward accelerating learning for all. As a result, the Educational Oversight Committee recognized Midland for the sixth year in a row for "Closing the Gap" between historically at-risk subgroups and majority students. Additionally, the Midland was nominated for being recognized as a National Blue Ribbon School. April Singleton, a fifth grade teacher, was named our Teacher of the Year. Also, congratulations to two staff members who became Nationally Board Certified this year, Michelle Rabon and Cara Rezaei. Our students celebrated reading through our Summer Reading program. Along with that, our students participated in All-State Honor Chorus, District Spelling Bee, recycling, Pre-Algebra, HeadSprout, Read Naturally, and much, much more. Our number one priority continues to be on students and the acceleration for each and every child. With MAP, DRA, and DIBELS, we are able to differentiate instruction to meet the needs of each student. Our number one goal is that every child leaves third grade an independent reader and thinker along with becoming a productive citizen. The Parent Teacher Organization continued to be a very integral part of another successful year. They provided many resources for our staff and students. Some of these resources included technology needs, student celebrations, and decorations for programs, Fine Arts Day, Field Day, Teacher Appreciation, and lots more. The biggest staff development included differentiation through the use of small groups. We had several teachers look at small group instruction and how to bring it within their classrooms. Other staff development included the integration of SMART Boards and early interventions to literacy. We continue to be very proud of our school and community. Thanks for your continual support in a successful year and allowing us to serve your children. Deb Colliver, Principal, 2008-09; Debbie Rabon, SIC Chairperson

EVALUATION RESULTS

	Teachers	Students*	Parents*
Number of surveys returned	31	79	34
Percent satisfied with learning environment	100.0%	92.4%	93.9%
Percent satisfied with social and physical environment	100.0%	94.9%	93.9%
Percent satisfied with school-home relations	93.5%	96.1%	90.9%

*Only students at the highest elementary school grade level at this school and their parents were included.

Comprehensive detail, including definitions of ratings, performance criteria, and explanations of status, is available on www.ed.sc.gov and www.eoc.sc.gov as well as school and school district websites.

Printed versions are available from school districts upon request.

Abbreviations Key

N/A Not Applicable N/AV Not Available N/C Not Collected N/R Not Reported I/S Insufficient Sample TBD To be determined
 NI Newly Identified CSI Continuing School Improvement CA Corrective Action RP Plan to Restructure R Restructure DELAY School Improvement Status HOLD School Improvement Status