



SC Annual School Report Card Summary

North Myrtle Beach Elementary
 Horry
 Grades: 2-3 Enrollment: 723
 Principal: Vicki Underwood
 Superintendent: Dr. Cynthia Elsberry
 Board Chair: Will Garland

PERFORMANCE

Comprehensive detail, including definitions of ratings, performance criteria, and explanations of status, is available on www.ed.sc.gov and www.eoc.sc.gov as well as school and school district websites. Printed versions are available from school districts upon request.

YEAR	ABSOLUTE RATING	GROWTH RATING	PALMETTO GOLD AND SILVER AWARD		AYP STATUS	NCLB IMPROVEMENT STATUS
			General Performance	Closing the Gap		
2009	Good	At-Risk	TBD	TBD	Met	N/A
2008	Good	Below Average	N/A	Silver	Not Met	N/A
2007	Good	Below Average	N/A	N/A	Met	N/A

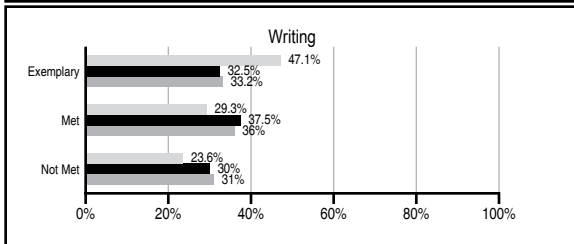
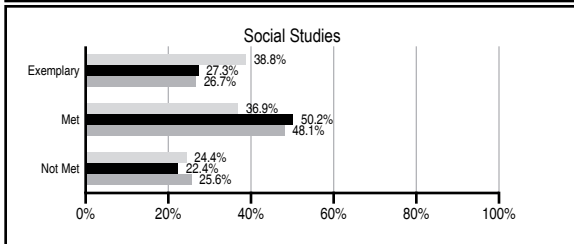
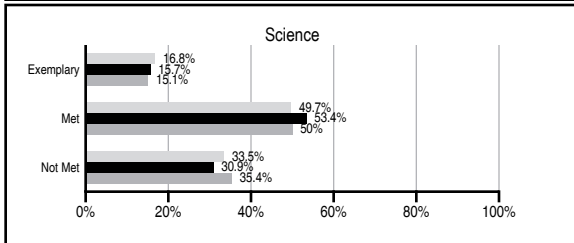
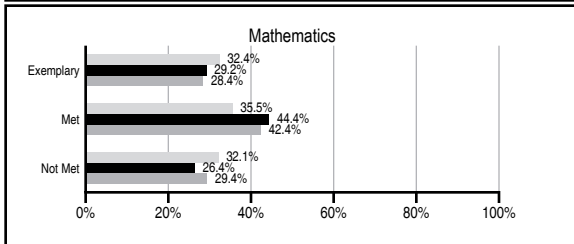
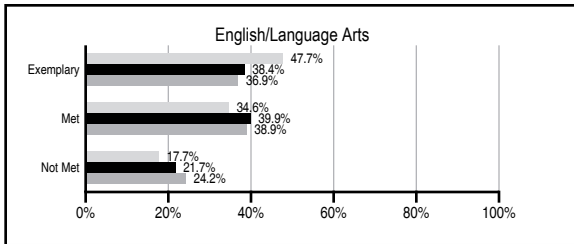
ABSOLUTE RATINGS OF ELEMENTARY SCHOOLS WITH STUDENTS LIKE OURS*

EXCELLENT	GOOD	AVERAGE	BELOW AVERAGE	AT-RISK
5	26	73	3	0

* Ratings are calculated with data available by 03/12/2010. Schools with Students Like Ours are Elementary Schools with Poverty Indices of no more than 5% above or below the index for this school.




PASS PERFORMANCE

Our School
 Elementary Schools with Students Like Ours
 Elementary schools statewide



NAEP PERFORMANCE*

* Performance reported for SC and nation, data not available at school level. Percentages at NAEP Achievement Levels.



SC PERFORMANCE GOAL

2010 Goal:
 By 2010, SC's student achievement will be ranked in the top half of the states nationally. To achieve this goal, we must become one of the fastest improving systems in the country.

2020 Vision:
 By 2020 all students will graduate with the knowledge and skills necessary to compete successfully in the global economy, participate in a democratic society and contribute positively as members of families and communities.

Abbreviations Key

N/A Not Applicable N/AV Not Available N/C Not Collected N/R Not Reported I/S Insufficient Sample TBD To be determined

NI Newly Identified CSI Continuing School Improvement CA Corrective Action RP Plan to Restructure R Restructure DELAY School Improvement Status HOLD School Improvement Status

North Myrtle Beach Elementary [Horry]

SCHOOL PROFILE

	Our School	Change from Last Year	Elementary Schools with Students Like Ours	Median Elementary School
Students (n=723)				
Retention rate	1.5%	Up from 1.0%	2.0%	1.9%
Attendance rate	95.4%	Down from 96.2%	96.2%	96.3%
Eligible for gifted and talented	9.3%	Down from 10.5%	10.8%	10.0%
With disabilities other than speech	9.7%	Up from 8.8%	8.9%	7.7%
Older than usual for grade	0.1%	Down from 0.3%	0.5%	0.5%
Out-of-school suspensions or expulsions for violent and/or criminal offenses	0.3%	Up from 0.0%	0.0%	0.0%
Teachers (n=48)				
Teachers with advanced degrees	54.2%	Up from 52.2%	59.1%	59.4%
Continuing contract teachers	83.3%	Up from 80.4%	84.2%	80.0%
Teachers with emergency or provisional certificates	0.0%	No Change	0.0%	0.0%
Teachers returning from previous year	88.2%	Down from 90.0%	87.0%	85.9%
Teacher attendance rate	95.6%	No Change	95.2%	95.1%
Average teacher salary*	\$53,831	Up 7.0%	\$47,262	\$47,149
Classes not taught by highly qualified teachers	2.7%	Up from 0.0%	0.0%	0.0%
Professional development days/teacher	20.7 days	Up from 17.5 days	11.6 days	11.1 days
School				
Principal's years at school	6.0	Up from 5.0	4.0	4.0
Student-teacher ratio in core subjects	20.0 to 1	Up from 19.9 to 1	19.1 to 1	18.8 to 1
Prime instructional time	87.3%	Down from 89.7%	90.4%	90.4%
Opportunities in the arts	Good	No Change	Good	Good
SACS accreditation	Yes	No Change	Yes	Yes
Parents attending conferences	100.0%	No Change	100.0%	100.0%
Character development program	Excellent	No Change	Excellent	Excellent
Dollars spent per pupil**	\$8,645	Up 0.7%	\$7,267	\$7,458
Percent of expenditures for instruction**	68.5%	Down from 70.2%	67.9%	68.8%
Percent of expenditures for teacher salaries**	48.8%	Down from 65.0%	62.8%	63.2%
% of AYP objectives met	100.0%	Up from 81.0%	100.0%	100.0%

* Length of contract = 185+ days.

** Prior year audited financial data available.

REPORT OF PRINCIPAL AND SCHOOL IMPROVEMENT COUNCIL

North Myrtle Beach Elementary is a wonderful community school rich with parental involvement and community support. Last year, we were recognized by the S.C. Education Oversight Committee for "Closing the Achievement Gap" among student subgroups for the sixth straight year. School-wide instructional initiatives included professional development for mathematics instruction, small group intensive reading intervention for at-risk students, literacy workstations, the Imagine It! Phonics Program, and use of Measures of Academic Progress (MAP) data to differentiate instruction. MAP provides teachers with diagnostic information for each student in the areas of reading, language, and mathematics. Civic, personal, and social responsibilities were taught through classroom guidance lessons, service learning projects, Life Skill Leaders Program, and the Say No to Bullying Program. Our Kiwanis Kids Club led a "Peanut Butter and Jelly Campaign" which collected perishables for Helping Hand. Our students participated in a "Change for Charities Campaign" for the American Cancer Society and the March of Dimes. Students participated in the American Heart Association's Jump Rope for Heart. Students also collected soft-drink tabs to support Ronald McDonald House. The success of any school requires the support of an active PTO, faithful volunteers, generous business partners, and involved parents. The PTO sponsored many programs including a holiday bazaar, sweetheart dance, and spring fling. The PTO raised more than \$24,000 for our yearbook, spirit t-shirt, and academic planners. Funds were also used to support a motivational assembly for students and to provide appreciations for teachers. The PTO recognized a "Staff Member of the Week" and provided appreciation breakfasts and luncheons throughout the year. We were fortunate to have over 30 local business partners who provided incentives for students and staff members. Over 150 volunteers and 40 mentors devoted time with our students. These individuals served as mentors and tutors, read with students, worked in the school office and media center, chaperoned study trips, assisted teachers, and worked during field day events and school activities. Mark Porter, Principal, 2008-09; Sona McIntyre, School Improvement Council Chair

EVALUATION RESULTS

	Teachers	Students*	Parents*
Number of surveys returned	49	316	156
Percent satisfied with learning environment	98.0%	84.0%	92.7%
Percent satisfied with social and physical environment	100.0%	77.0%	92.6%
Percent satisfied with school-home relations	95.8%	85.3%	91.4%

*Only students at the highest elementary school grade level at this school and their parents were included.

Comprehensive detail, including definitions of ratings, performance criteria, and explanations of status, is available on www.ed.sc.gov and www.eoc.sc.gov as well as school and school district websites.

Printed versions are available from school districts upon request.

Abbreviations Key

N/A Not Applicable N/AV Not Available N/C Not Collected N/R Not Reported I/S Insufficient Sample TBD To be determined

NI Newly Identified CSI Continuing School Improvement CA Corrective Action RP Plan to Restructure R Restructure DELAY School Improvement Status HOLD School Improvement Status