



SC Annual School Report Card Summary

Ocean Bay Middle
 Horry
 Grades: 6-8 Enrollment: 943
 Principal: Constance A. Huddle
 Superintendent: Dr. Cynthia Elsberry
 Board Chair: Will Garland

PERFORMANCE

Comprehensive detail, including definitions of ratings, performance criteria, and explanations of status, is available on www.ed.sc.gov and www.eoc.sc.gov as well as school and school district websites. Printed versions are available from school districts upon request.

YEAR	ABSOLUTE RATING	GROWTH RATING	PALMETTO GOLD AND SILVER AWARD		AYP STATUS	NCLB IMPROVEMENT STATUS
			General Performance	Closing the Gap		
2009	Good	Average	TBD	TBD	Not Met	N/A
2008	Good	Below Average	N/A	N/A	Not Met	N/A
2007	Good	Below Average	N/A	N/A	Not Met	N/A

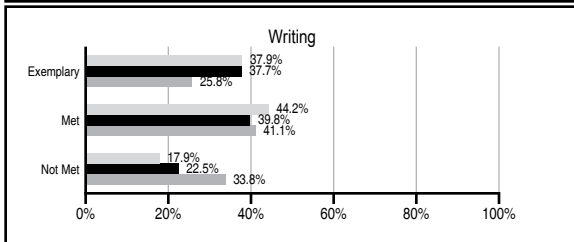
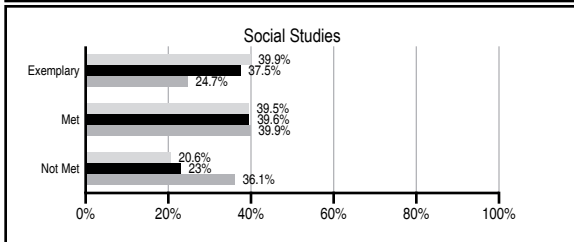
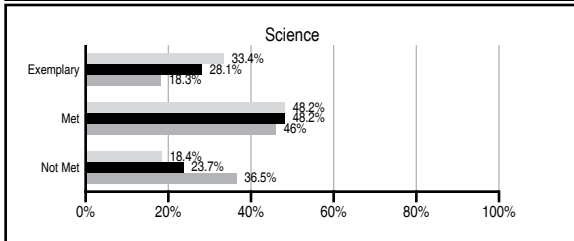
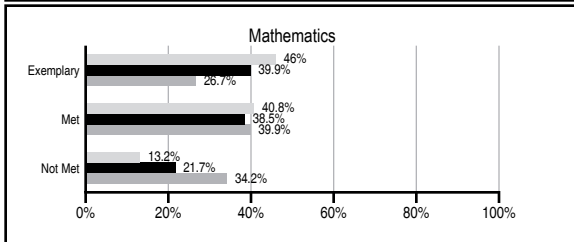
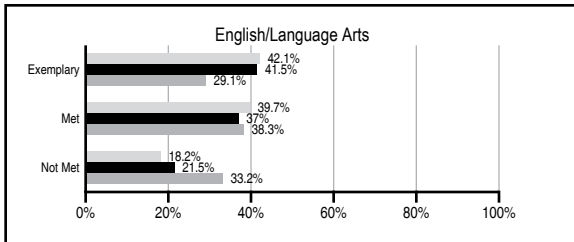
ABSOLUTE RATINGS OF MIDDLE SCHOOLS WITH STUDENTS LIKE OURS*

EXCELLENT	GOOD	AVERAGE	BELOW AVERAGE	AT-RISK
5	19	8	0	0

* Ratings are calculated with data available by 03/16/2010. Schools with Students Like Ours are Middle Schools with Poverty Indices of no more than 5% above or below the index for this school.

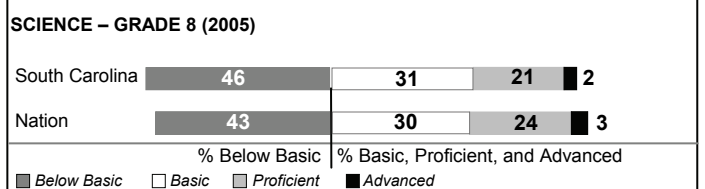

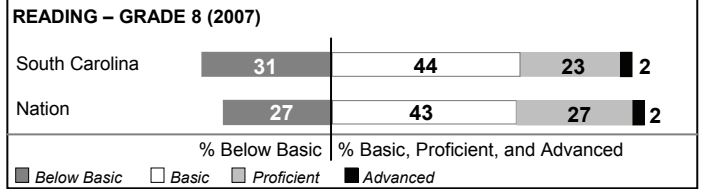
PASS PERFORMANCE

Our School Middle Schools with Students Like Ours Middle schools statewide



NAEP PERFORMANCE*

* Performance reported for SC and nation, data not available at school level. Percentages at NAEP Achievement Levels.



END OF COURSE TESTS - 2009

% of students scoring 70 or above on:	Our Middle School	Middle Schools with Students Like Ours
Algebra 1/Math for the Technologies 2	100.0%	99.1%
English 1	100.0%	93.9%
Physical Science	N/A	69.3%
US History and the Constitution	N/A	100.0%
All Subjects	100.0%	98.1%

SC PERFORMANCE GOAL

2010 Goal:
 By 2010, SC's student achievement will be ranked in the top half of the states nationally. To achieve this goal, we must become one of the fastest improving systems in the country.

2020 Vision:
 By 2020 all students will graduate with the knowledge and skills necessary to compete successfully in the global economy, participate in a democratic society and contribute positively as members of families and communities.

Abbreviations Key

N/A Not Applicable N/AV Not Available N/C Not Collected N/R Not Reported I/S Insufficient Sample TBD To be determined
 NI Newly Identified CSI Continuing School Improvement CA Corrective Action RP Plan to Restructure R Restructure DELAY School Improvement Status HOLD School Improvement Status

Ocean Bay Middle [Horry]

SCHOOL PROFILE

	Our School	Change from Last Year	Middle Schools with Students Like Ours	Median Middle School
Students (n=943)				
Students enrolled in high school credit courses (grades 7 & 8)	40.6%	Down from 49.8%	32.8%	21.6%
Retention rate	0.2%	Down from 0.5%	1.1%	1.2%
Attendance rate	96.3%	Up from 96.2%	96.3%	95.9%
Eligible for gifted and talented	29.4%	Down from 32.9%	25.1%	14.8%
With disabilities other than speech	11.3%	Up from 10.6%	11.1%	12.6%
Older than usual for grade	0.6%	Down from 1.0%	1.3%	2.5%
Out-of-school suspensions or expulsions for violent and/or criminal offenses	0.3%	Down from 1.5%	0.6%	0.6%
Annual dropout rate	0.0%	No Change	0.0%	0.0%
Teachers (n=55)				
Teachers with advanced degrees	45.5%	Up from 39.6%	58.0%	56.9%
Continuing contract teachers	85.5%	Up from 85.4%	78.7%	72.7%
Teachers with emergency or provisional certificates	1.9%	Up from 0.0%	3.7%	5.3%
Teachers returning from previous year	N/A	N/A	85.6%	82.9%
Teacher attendance rate	95.1%	Up from 94.2%	95.1%	95.2%
Average teacher salary*	\$48,645	Up 11.4%	\$48,674	\$46,599
Classes not taught by highly qualified teachers	7.8%	Up from 3.2%	0.0%	2.4%
Professional development days/teacher	15.9 days	Up from 13.9 days	11.2 days	10.8 days
School				
Principal's years at school	3.0	Up from 2.0	3.5	3.0
Student-teacher ratio in core subjects	17.9 to 1	Down from 18.0 to 1	21.5 to 1	20.1 to 1
Prime instructional time	90.5%	Up from 88.4%	90.6%	89.9%
Opportunities in the arts	Excellent	Up from Good	Excellent	Good
SACS accreditation	Yes	No Change	Yes	Yes
Parents attending conferences	98.9%	Down from 100.0%	98.6%	97.8%
Character development program	Good	Down from Excellent	Good	Good
Dollars spent per pupil**	\$7,218	Up 17.4%	\$7,141	\$7,645
Percent of expenditures for instruction**	62.6%	Down from 67.7%	65.8%	63.4%
Percent of expenditures for teacher salaries**	45.1%	Down from 63.1%	59.5%	57.0%
% of AYP objectives met	93.1%	Up from 92.0%	93.5%	90.5%

* Length of contract = 185+ days.

** Prior year audited financial data available.

EVALUATION RESULTS

	Teachers	Students*	Parents*
Number of surveys returned	44	289	112
Percent satisfied with learning environment	100.0%	79.6%	89.9%
Percent satisfied with social and physical environment	100.0%	77.5%	83.9%
Percent satisfied with school-home relations	97.7%	79.6%	82.7%

*Only students at the highest middle school grade level at this school and their parents were included.

REPORT OF PRINCIPAL AND SCHOOL IMPROVEMENT COUNCIL

2008-09 was a year of excitement and success for the faculty, staff, and students of Ocean Bay Middle School. We are proud of the many achievements experienced in our third year. The community has provided support and continued assistance to our students and staff. It is with great pride and pleasure that we share the many accomplishments of our parents, staff, community and students. OBMS celebrated and participated in many events, activities, competitions, accomplishments, and new opportunities throughout the year. Ocean Bay Middle is proud of achieving "Silver Award for AYP." Forty-six members of our Science Club swam with the manatees in Florida as an adventure learning experience. The Ocean Bay Book Club was formed and met weekly, and 400 students participated in the reading program, "Café at the Bay." The Debate Club was formed for discussion groups and experienced great participation by the members. The number of Fine Arts All County participants from Ocean Bay Middle was impressive with 6 for Orchestra, 13 for Chorus, and 16 for band. The Black History Program, "Moment of Hope," for all students was a tremendous success. A Career Day Convention with 50 community participants was held in which students rotated through career sessions. Ground Hog Career Day had 250 eighth graders participating in job shadowing. Student "Stingrays of the Month" are recognized for contributions above and beyond and "Good News Card," a student recognition program celebrates the achievements, kind acts, and contributions of students. The eighth grade leadership class raised \$3,000 for Collin's Kids, an ATV Safety Awareness Program. OBM put on the musicals Willy Wonka and Ray Idol. The grades 7-8 band traveled to Universal Studios to perform. OBM students participated in track, cross-country, basketball, baseball, football, golf, tennis, volleyball, cheerleading, wrestling, and soccer at the middle school level and at both the Junior Varsity and Varsity level. In the area of academics, OBMS acknowledges the noteworthy accomplishments of students with 40 Explore Scholars, 2 Duke Tip Scholars, 50 South Carolina Jr. Scholars, and 2 John Hopkins CTY Scholars. Ocean Bay Middle School is dedicated to assisting each child to be successful in and out of the classroom. Our dedicated faculty, staff, parents, and community work collaboratively to achieve the highest for each student. Connie Huddle, Principal; Michelle Strang, SIC Chair

Comprehensive detail, including definitions of ratings, performance criteria, and explanations of status, is available on www.ed.sc.gov and www.eoc.sc.gov as well as school and school district websites.

Printed versions are available from school districts upon request.

Abbreviations Key

N/A Not Applicable N/AV Not Available N/C Not Collected N/R Not Reported I/S Insufficient Sample TBD To be determined

NI Newly Identified CSI Continuing School Improvement CA Corrective Action RP Plan to Restructure R Restructure DELAY School Improvement Status HOLD School Improvement Status