



# SC Annual School Report Card Summary

South Conway Elementary

Horry

Grades: PK-5

Enrollment: 622

Principal: Leon Hayes

Superintendent: Dr. Cynthia Elsberry

Board Chair: Will Garland

## PERFORMANCE

Comprehensive detail, including definitions of ratings, performance criteria, and explanations of status, is available on [www.ed.sc.gov](http://www.ed.sc.gov) and [www.eoc.sc.gov](http://www.eoc.sc.gov) as well as school and school district websites. Printed versions are available from school districts upon request.

YEAR	ABSOLUTE RATING	GROWTH RATING	PALMETTO GOLD AND SILVER AWARD		AYP STATUS	NCLB IMPROVEMENT STATUS
			General Performance	Closing the Gap		
2009	Average	Average	TBD	TBD	Not Met	CA
2008	Below Average	At-Risk	N/A	N/A	Not Met	CA
2007	Average	At-Risk	N/A	N/A	Not Met	CSI

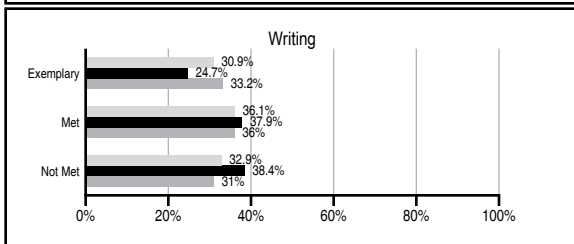
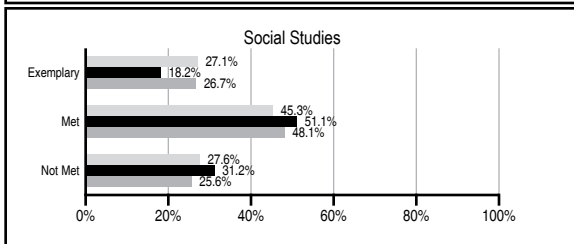
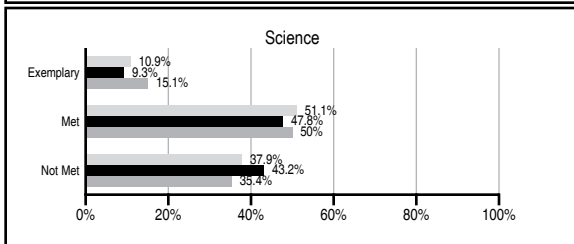
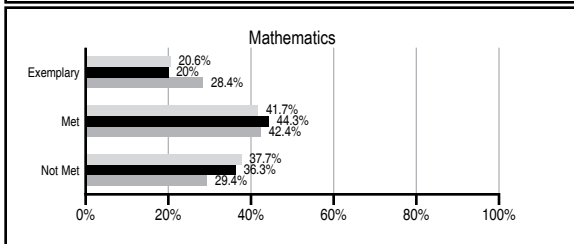
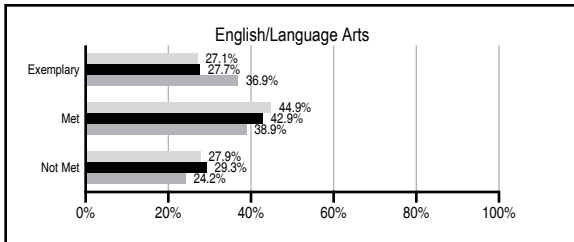
## ABSOLUTE RATINGS OF ELEMENTARY SCHOOLS WITH STUDENTS LIKE OURS\*

EXCELLENT	GOOD	AVERAGE	BELOW AVERAGE	AT-RISK
0	5	83	28	4

\* Ratings are calculated with data available by 03/12/2010. Schools with Students Like Ours are Elementary Schools with Poverty Indices of no more than 5% above or below the index for this school.




## PASS PERFORMANCE

Our School
  Elementary Schools with Students Like Ours
  Elementary schools statewide



## NAEP PERFORMANCE\*

\* Performance reported for SC and nation, data not available at school level. Percentages at NAEP Achievement Levels.



## SC PERFORMANCE GOAL

2010 Goal:

By 2010, SC's student achievement will be ranked in the top half of the states nationally. To achieve this goal, we must become one of the fastest improving systems in the country.

2020 Vision:

By 2020 all students will graduate with the knowledge and skills necessary to compete successfully in the global economy, participate in a democratic society and contribute positively as members of families and communities.

### Abbreviations Key

N/A Not Applicable N/AV Not Available N/C Not Collected N/R Not Reported I/S Insufficient Sample TBD To be determined

NI Newly Identified CSI Continuing School Improvement CA Corrective Action RP Plan to Restructure R Restructure DELAY School Improvement Status HOLD School Improvement Status

# South Conway Elementary [Horry]

## SCHOOL PROFILE

	Our School	Change from Last Year	Elementary Schools with Students Like Ours	Median Elementary School
<b>Students (n=622)</b>				
Retention rate	0.9%	Down from 1.6%	2.5%	1.9%
Attendance rate	95.6%	Down from 96.1%	96.0%	96.3%
Eligible for gifted and talented	8.5%	Down from 11.1%	6.2%	10.0%
With disabilities other than speech	17.0%	Up from 15.9%	9.0%	7.7%
Older than usual for grade	0.6%	Down from 0.7%	0.7%	0.5%
Out-of-school suspensions or expulsions for violent and/or criminal offenses	1.0%	Up from 0.3%	0.0%	0.0%
<b>Teachers (n=46)</b>				
Teachers with advanced degrees	39.1%	Up from 36.2%	57.1%	59.4%
Continuing contract teachers	76.1%	Up from 70.2%	76.6%	80.0%
Teachers with emergency or provisional certificates	0.0%	No Change	0.0%	0.0%
Teachers returning from previous year	83.1%	Down from 84.8%	84.7%	85.9%
Teacher attendance rate	93.7%	Down from 95.3%	95.0%	95.1%
Average teacher salary*	\$48,848	Up 4.6%	\$46,051	\$47,149
Classes not taught by highly qualified teachers	1.7%	Up from 0.0%	0.0%	0.0%
Professional development days/teacher	20.8 days	Up from 14.9 days	11.7 days	11.1 days
<b>School</b>				
Principal's years at school	2.0	Up from 1.0	4.0	4.0
Student-teacher ratio in core subjects	19.9 to 1	Down from 21.0 to 1	18.0 to 1	18.8 to 1
Prime instructional time	85.5%	Down from 88.9%	89.9%	90.4%
Opportunities in the arts	Good	No Change	Good	Good
SACS accreditation	Yes	No Change	Yes	Yes
Parents attending conferences	100.0%	No Change	100.0%	100.0%
Character development program	Good	Down from Excellent	Excellent	Excellent
Dollars spent per pupil**	\$9,757	Up 11.3%	\$7,754	\$7,458
Percent of expenditures for instruction**	70.1%	Up from 69.9%	68.1%	68.8%
Percent of expenditures for teacher salaries**	49.8%	Down from 64.9%	62.2%	63.2%
% of AYP objectives met	95.2%	Up from 81.0%	100.0%	100.0%

\* Length of contract = 185+ days.

\*\* Prior year audited financial data available.

## REPORT OF PRINCIPAL AND SCHOOL IMPROVEMENT COUNCIL

South Conway Elementary had a great 2008-09 school year. Our school continued the tradition of providing help to charitable organizations including the March of Dimes and the American Heart Association. We were also awarded the 21st Century Learning Grant to provide a free after-school program for students in grades 3-5 including horseback riding, African drumming, drama, and dance classes. Our support for increased student achievement included our Scholars Academy in English language arts and mathematics for students in grades 3-5. Reading Recovery was utilized in grade 1, and a reading interventionist worked with small groups of students in K-2. Software programs including Compass Learning, Brainware, and Everyday Math Online were utilized. Teacher and student conferences were held throughout the year to determine student achievement goals and assess progress towards those goals. Our Title I budget supported SMART Boards, a technology aide, additional instructional coach, reading interventionist, Reading Recovery teacher, parent workshops, and a family school coordinator. Our family events included reading strategies workshops, health and fitness night, preschool story hour, and test taking strategies classes. PTO sponsored successful fundraisers, family events, and student reward programs. Our PTO provided student agendas and supplies to every classroom. PTO helped with choral performances and sponsored our annual Holiday Shop. PTO worked with our School Improvement Council to provide support and input as we focused on community involvement. Many local businesses provided rewards and certificates for achievements and attendance incentives. We worked closely with Coastal Carolina University to sponsor mentors for students in grades 2-5, practicum students in grades K-5, and interns in Kindergarten and 4th grade. Coastal Carolina University also provided workshops for parents and reading materials for our 1st grade students. South Conway Elementary School is proud of this year's many successes. Jennifer Parker, Principal; Tracy Huggins, School Improvement Council Chairperson

## EVALUATION RESULTS

	Teachers	Students*	Parents*
Number of surveys returned	39	78	36
Percent satisfied with learning environment	84.6%	83.1%	82.4%
Percent satisfied with social and physical environment	82.1%	78.2%	80.0%
Percent satisfied with school-home relations	51.3%	91.0%	83.3%

\*Only students at the highest elementary school grade level at this school and their parents were included.

Comprehensive detail, including definitions of ratings, performance criteria, and explanations of status, is available on [www.ed.sc.gov](http://www.ed.sc.gov) and [www.eoc.sc.gov](http://www.eoc.sc.gov) as well as school and school district websites.

Printed versions are available from school districts upon request.

### Abbreviations Key

N/A Not Applicable N/AV Not Available N/C Not Collected N/R Not Reported I/S Insufficient Sample TBD To be determined

NI Newly Identified CSI Continuing School Improvement CA Corrective Action RP Plan to Restructure R Restructure DELAY School Improvement Status HOLD School Improvement Status